


# Offense Comparison City Wide



# City of Hampton: City Wide Reported Part 1 Offenses 2022, 2023 & YTD (Jan. 1-Feb. 27) 2024

OFFENSE	2022	2023	YTD 2024
MURDER/NONNEGLIGENT MANSLAUGHTER	20	24	4
RAPE/SEXUAL ASSAULT	43	51	10
ROBBERY	86	115	12
AGGRAVATED ASSAULT	196	182	19
TOTAL VIOLENT CRIME	345	372	45
BURGLARY	274	234	39
LARCENY	3,401	3,582	521
MOTOR VEHICLE THEFT	369	390	28
TOTAL PROPERTY CRIME	4,044	4,206	588
TOTAL	4,389	4,578	633

# Gunshot Injury Data

## January 1-February 27: 2023 vs. 2024

Gunshot Injury Data of Murder & Assault Offenses				
Jan. 1- Feb. 27, 2023 vs. Jan. 1- Feb. 27, 2024				
Injury Type	YTD 2023	YTD 2024	DIFF	% DIFF
Persons Deceased with Gunshot Injury	10	4	-6	-60.00%
Persons Injured from Gunshots (not deceased)	17	5	-12	-70.59%
Total Persons with Gunshot Injuries	27	9	-18	-66.67%
Race / Gender	YTD 2023	YTD 2024	DIFF	% DIFF
BLACK MALE	22	6	-16	-72.73%
WHITE MALE	2	1	-1	-50.00%
BLACK FEMALE	2	1	-1	-50.00%
WHITE FEMALE	1	1	0	0.00%
HISPANIC MALE	0	0	0	0.00%
ASIAN	0	0	0	0.00%
AMERICAN INDIAN	0	0	0	0.00%
UNKNOWN FEMALE	0	0	0	0.00%
Victim Age Range	YTD 2023	YTD 2024	DIFF	% DIFF
ADULT	24	7	-17	-70.83%
JUVENILE	3	2	-1	-33.33%
Gunshot Injuries from Justifiable Homicide Incidents	YTD 2023	YTD 2024	DIFF	% DIFF
Justified Homicide	1	0	-1	-100.00%

N/C = Not Calculable (Number is not divisible by zero)

# City of Hampton: City Wide

## Part 1 Property Crimes: By Charge Description

### YTD (January 1 - February 12): 2022-2024

#### HAMPTON POLICE DIVISION: CITY WIDE

#### PART 1 PROPERTY CRIME: BY CHARGE DESCRIPTION

#### YTD (JANUARY 1-FEBRUARY 12): 2022-2024

OFFENSE	YTD 2022	YTD 2023	YTD 2024	DIFF 23 VS. 24	%DIFF 23 VS. 24
BURGLARY/ B & E, COMMERCIAL	13	15	16	1	6.7%
BURGLARY/ B & E, RESIDENTIAL	31	22	16	-6	-27.3%
LARCENY OF SALVAGEABLE METAL	5	3	1	-2	-66.7%
LARCENY, ABC STORE	N/A	1	111	N/A	N/A
LARCENY, ALL OTHERS	67	66	77	11	16.7%
LARCENY, FROM BUILDING	34	15	17	2	13.3%
LARCENY, FROM COIN-OPERATED MACHINE	0	6	0	-6	-100.0%
LARCENY, FROM MOTOR VEHICLE	81	94	49	-45	-47.9%
LARCENY, POCKET PICKING	0	1	0	-1	-100.0%
LARCENY, PURSE SNATCHING	0	0	0	0	0.0%
LARCENY, SHOPLIFTING	179	165	125	-40	-24.2%
LARCENY, OF M.V. PARTS OR ACCESSORIES	33	31	22	-9	-29.0%
MOTOR VEHICLE THEFT - AUTOMOBILE	30	47	23	-24	-51.1%
MOTOR VEHICLE THEFT - MOPEDS	0	0	0	0	0.0%
MOTOR VEHICLE THEFT - MOTORCYCLE	2	2	0	-2	-100.0%
MOTOR VEHICLE THEFT-OTHER MOTOR VEHICLES	1	0	0	0	0.0%
MOTOR VEHICLE THEFT-UTILITY VEHICLE	0	0	0	0	0.0%
<b>TOTAL</b>	<b>476</b>	<b>468</b>	<b>457</b>	<b>-11</b>	<b>-2.4%</b>
N/C=NOT CALCULABLE BY ZERO					

Analyst Note: Unfounded incidents are not included. Data reflects Part 1 Property Offenses city wide, year to date, for each year.  
Report generated by Analyst T. Jones, 2/13/24.

# City of Hampton: City Wide Clearance Rates for Part 1 Offenses 2022, 2023 & YTD (Jan. 1-Feb. 27) 2024

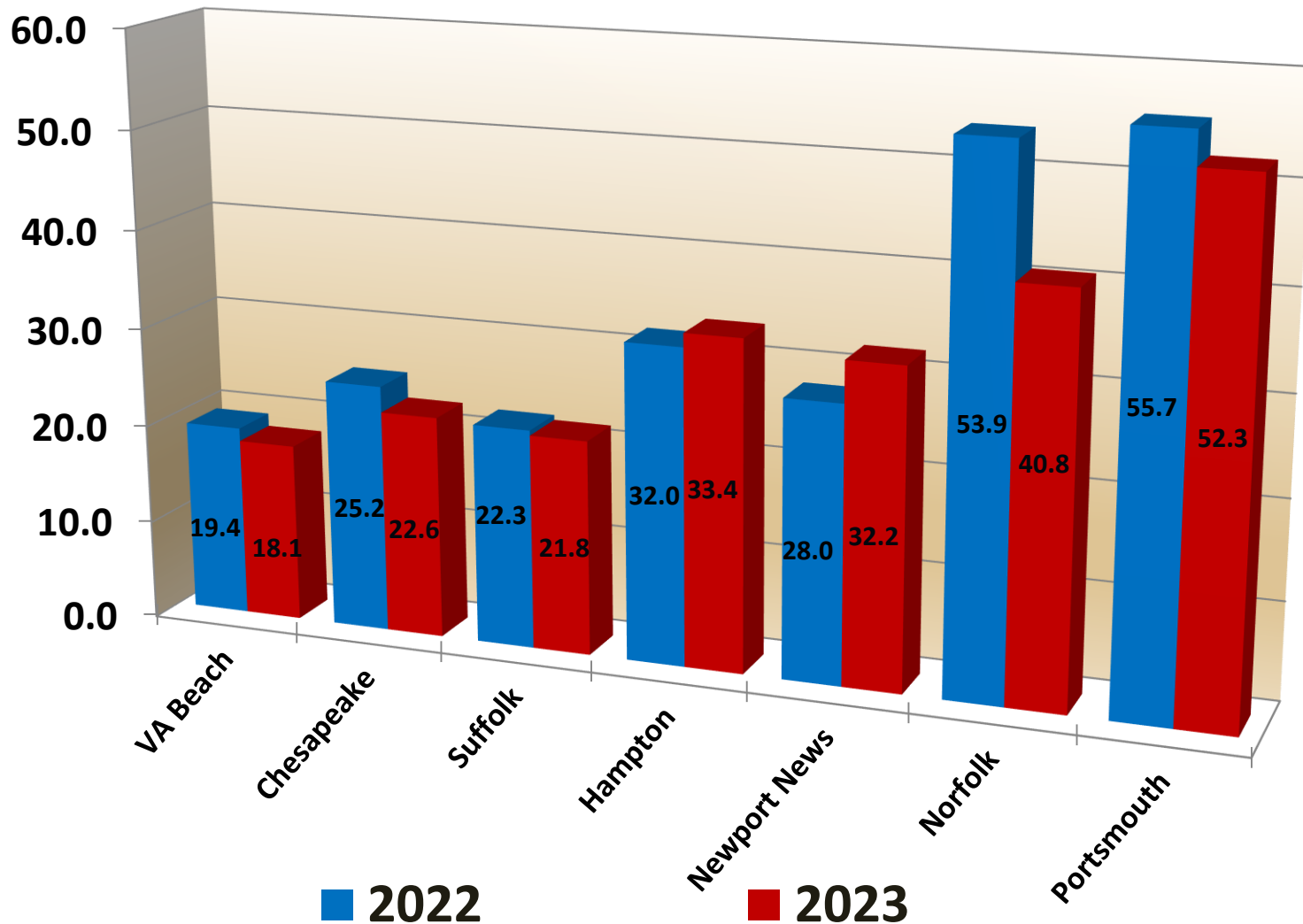
	2022									
OFFENSE	REPT.	CBA	EXC	OTH	PAC	PIN	PWO	CLEAR.	C/R	
MURDER/NONNEGLIGENT MANSLAUGHTER	20	7	2	0	11	0	0	9	45.0%	
RAPE/SEXUAL ASSAULT	43	14	15	2	3	8	1	31	72.1%	
ROBBERY	86	24	1	1	3	56	1	26	30.2%	
AGGRAVATED ASSAULT	196	98	15	1	6	74	2	114	58.2%	
TOTAL VIOLENT CRIME	345	143	33	4	23	138	4	180	52.2%	
BURGLARY	274	55	11	2	18	184	4	68	24.8%	
LARCENY	3,401	266	76	24	45	2,963	27	366	10.8%	
MOTOR VEHICLE THEFT	369	32	8	6	8	314	1	46	12.5%	
TOTAL PROPERTY CRIME	4,044	353	95	32	71	3,461	32	480	11.9%	
TOTAL PART 1 OFFENSES	4,389	496	128	36	94	3,599	36	660	15.0%	
	2023									
OFFENSE	REPT.	CBA	EXC	OTH	PAC	PIN	PWO	CLEAR.	C/R	
MURDER/NONNEGLIGENT MANSLAUGHTER	24	9	2	0	12	0	1	11	45.8%	
RAPE/SEXUAL ASSAULT	51	15	8	2	16	8	2	25	49.0%	
ROBBERY	115	43	6	2	12	49	3	51	44.3%	
AGGRAVATED ASSAULT	182	98	12	2	8	51	11	112	61.5%	
TOTAL VIOLENT CRIME	372	165	28	6	48	108	17	199	53.5%	
BURGLARY	234	45	5	1	52	126	5	51	21.8%	
LARCENY	3,582	317	100	13	114	2,996	42	430	12.0%	
MOTOR VEHICLE THEFT	390	33	5	4	13	330	5	42	10.8%	
TOTAL PROPERTY CRIME	4,206	395	110	18	179	3,452	52	523	12.4%	
TOTAL PART 1 OFFENSES	4,578	560	138	24	227	3,560	69	722	15.8%	
	YTD 2024									
OFFENSE	REPT.	CBA	EXC	OTH	PAC	PIN	PWO	CLEAR.	C/R	
MURDER/NONNEGLIGENT MANSLAUGHTER	4	0	0	0	3	0	1	0	0.0%	
RAPE/SEXUAL ASSAULT	10	0	0	0	9	1	0	0	0.0%	
ROBBERY	12	1	0	0	9	2	0	1	8.3%	
AGGRAVATED ASSAULT	19	5	0	0	9	0	5	5	26.3%	
TOTAL VIOLENT CRIME	45	6	0	0	30	3	6	6	13.3%	
BURGLARY	39	9	1	0	17	8	4	10	25.6%	
LARCENY	521	65	12	1	41	395	7	78	15.0%	
MOTOR VEHICLE THEFT	28	1	1	0	7	19	0	2	7.1%	
TOTAL PROPERTY CRIME	588	75	14	1	65	422	11	90	15.3%	
TOTAL PART 1 OFFENSES	633	81	14	1	95	425	17	96	15.2%	



# Regional Part 1 Comparison 2022 vs. 2023

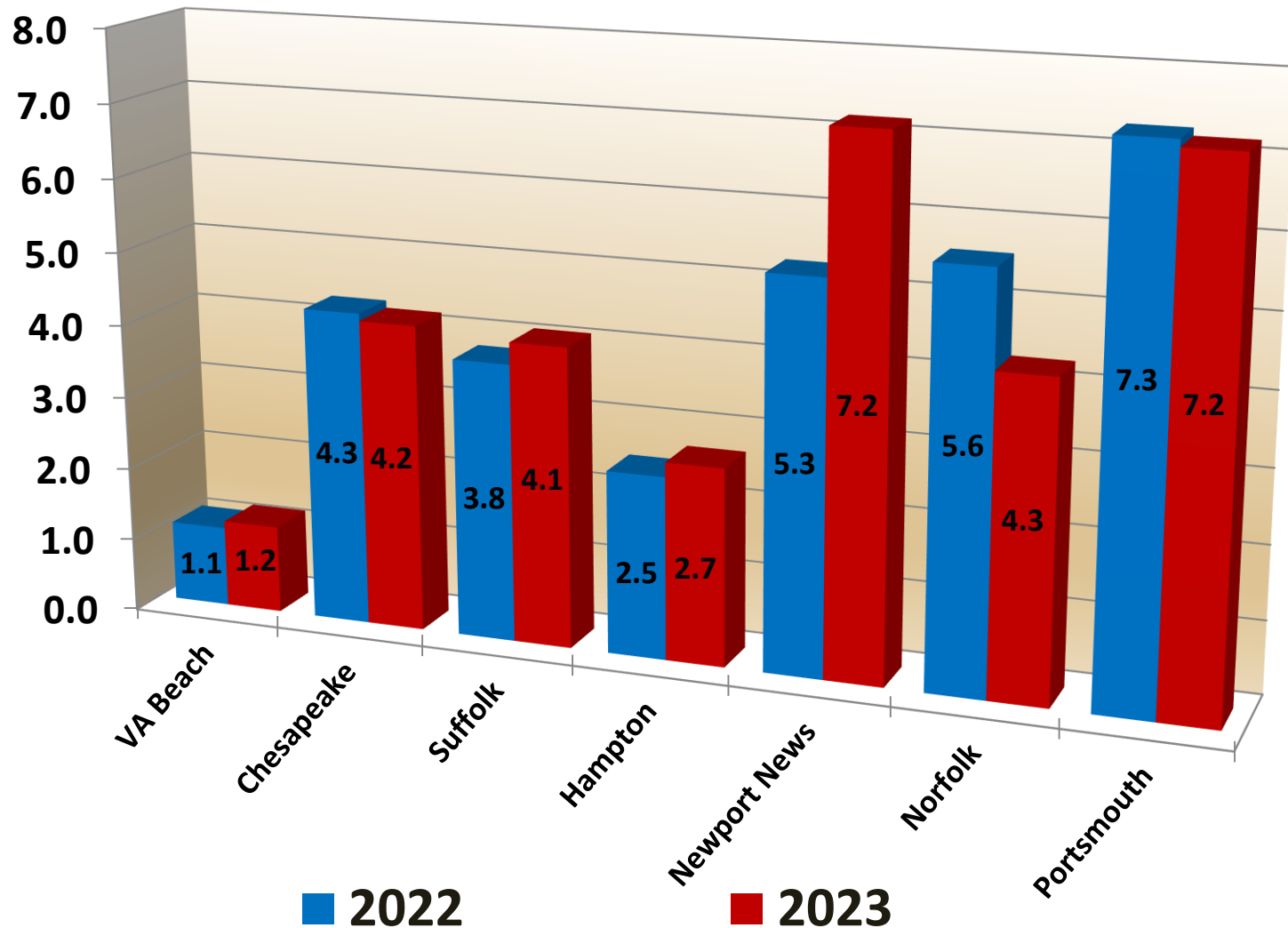


# Regional Data: Total Part 1 Offenses Per 1,000 Population 2022 vs. 2023



*Note: Arson not included.*

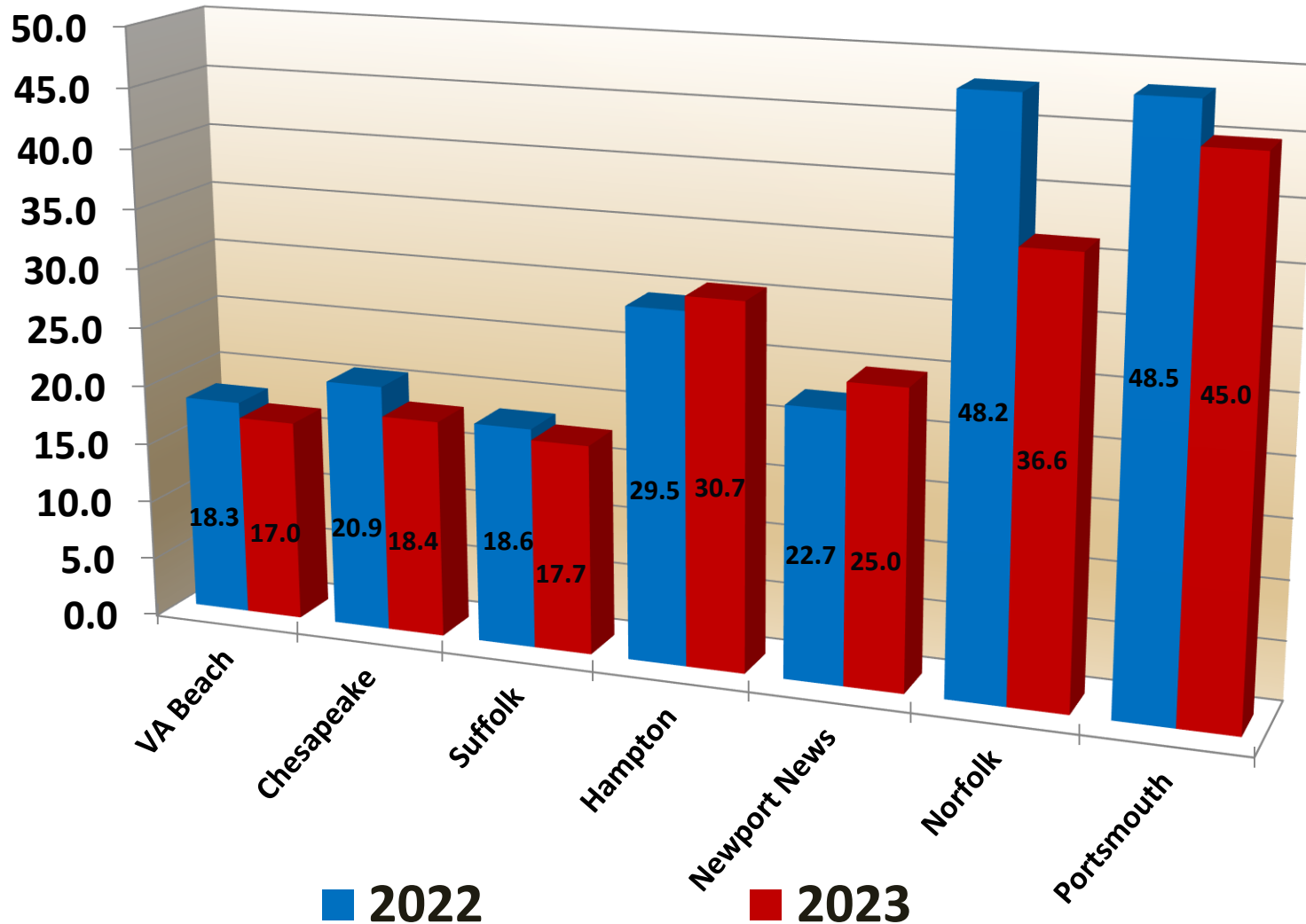
## Regional Data: Part 1 Violent Crime Per 1,000 Population 2022 vs. 2023



*Note: Arson not included.*



## Regional Data: Part 1 Property Crime Per 1,000 Population 2022 vs. 2023



*Note: Arson not included.*

# Regional Part 1 Clearance Rates 2022, 2023 & YTD (Jan. 1-Feb. 27) 2024



# Significant Arrest

- A 16-year-old Hampton male was arrested without incident on February 16, 2024 in connection to a homicide that occurred on January 8, 2024 in the 700 block of Fairland Ave. He was also charged in connection to a maiming/shooting and assault that occurred on February 6, 2024.
- Calvin Jackson, a 46-year-old Newport News man, was arrested on February 27, 2024 after turning himself into police in connection with a domestic-related homicide that occurred on June 25, 2023 in the 1st block of Wendell Drive. He was charged with 2nd Degree Murder, Use of a Firearm in Commission of a Felony, Possession of a Firearm by a Convicted Felon, and Shooting into Occupied Dwelling.
- Dwayne Marrow, a 31-year-old man, was arrested on February 26, 2024 in the City of Newport News with the assistance of the Capital Area Regional Fugitive Task Force (CARFTF). He was charged in connection to a homicide that occurred on July 16, 2023 at the 7-11 convenience store located in the 4900 block of W. Mercury Boulevard. He was charged with one count of Murder, one count of Aggravated Assault, one count of Possession of a Firearm by a Convicted Felon, and two counts of Use of a Firearm in Commission of a Felony.
- Elijah James-Sanders, a 25-year-old Newport News man, was arrested on February 26, 2024 after turning himself into police. He was charged in connection to a homicide that occurred at the Rally's restaurant located in the 1000 block of W. Mercury Boulevard that occurred on November 22, 2023. He was charged with one count each of 2nd Degree Murder, Burglary with the Intent to Commit Assault, Use of a Firearm in Commission of a Felony, Discharging an Firearm in an Occupied Building, and Wearing a Mask in Public.
- Jordan Hackney, a 22-year-old Hampton man, was arrested on February 28, 2024 in connection to a domestic-related shooting that occurred on December 18, 2023 in the 300 block of Floyd Thompson Drive. He was charged with one count each of Maiming and Use of Firearm in Commission of a Felony.

# Partnerships

- Virginia State Police
- Alcohol Tobacco Firearms & Explosives
- Drug Enforcement Agency (High-Intensity Drug Trafficking Area)
- United States Marshals Service

# Engagement

- School Resource Program
- Operation Cease Fire (Commonwealth Attorney's Office)
- Hopeful Hampton (Latiesha Handie)
- Community Outreach (Numerous Stakeholders)

# Recruiting & Retention



- Step Program
- Skill Bridge
- Hampton City Schools Academy of Law and Public Safety
- Recruiting Events



# Questions & Answers

