


# HAMPTON VA

## Stormwater Update

February 22, 2017



# Program Overview

- The City's stormwater program provides for the maintenance of the storm drainage system and the quality of local waterways
- The City operates under a Municipal Separate Storm Sewer System (MS4) permit issued by DEQ
- Annual budget of \$9.6 million in FY17

# MS4 Permit

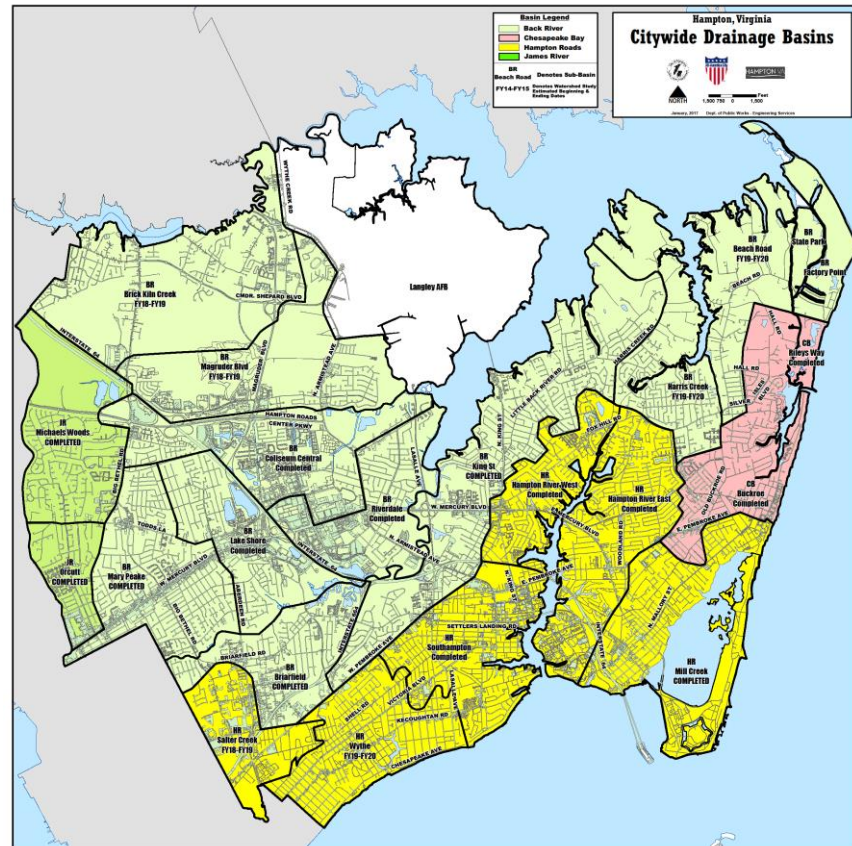
- The City's MS4 Permit was issued by the Department of Environmental Quality effective July 1, 2016
- City staff is currently developing a program plan to accomplish the objectives of the permit
- The permit includes provisions for achieving federal mandated pollutant load reductions for the Chesapeake Bay TMDL and the Back River Bacteria TMDL

# MS4 Permit

- Both the program plan and the TMDL Action Plans require public notice
- The permit has added additional reporting requirements for tasks including the Floatables Reduction Program, the BMP Effectiveness Study and the Nutrient Management Plans
- Potential stormwater projects must be posted to the website and solicit public participation

# Watershed Studies

- 20 Watersheds
- 14 studies completed
- 6 studies remaining
  - Brick Kiln Creek
  - Magruder Blvd
  - Salters Creek
  - Wythe
  - Harris Creek
  - Beach Road



# Project Selection

After the watershed studies evaluate options, we prioritize projects that:

- Maximize credits toward meeting federal goals of stormwater quality (removing pollutants) at lowest costs

AND

- Help with reducing stormwater quantity (reducing flooding)

# FY16-17 Projects

- Air Power Park Water Quality Improvements
- Lynnhaven Lake Outfall Structure
- Mary Peake Outfall Improvements
- Pochin Place/Indian Creek
- Berkshire Terrace Drainage Improvements
- Old Northampton Drainage Area Improvements - Phase 3 Langley Avenue

# Revenue Forecast

- Annual budget of \$9.6 million in FY17
- Current stormwater fee of \$7.83/month (*\$93.96/ERU /year*) for homeowners
- Businesses pay \$7.83 per 2,429 sq. ft. of impervious area per month.



# Revenue Forecast

- In 2015, staff recommended additional fee increases in FY18 and FY20

## Option 1

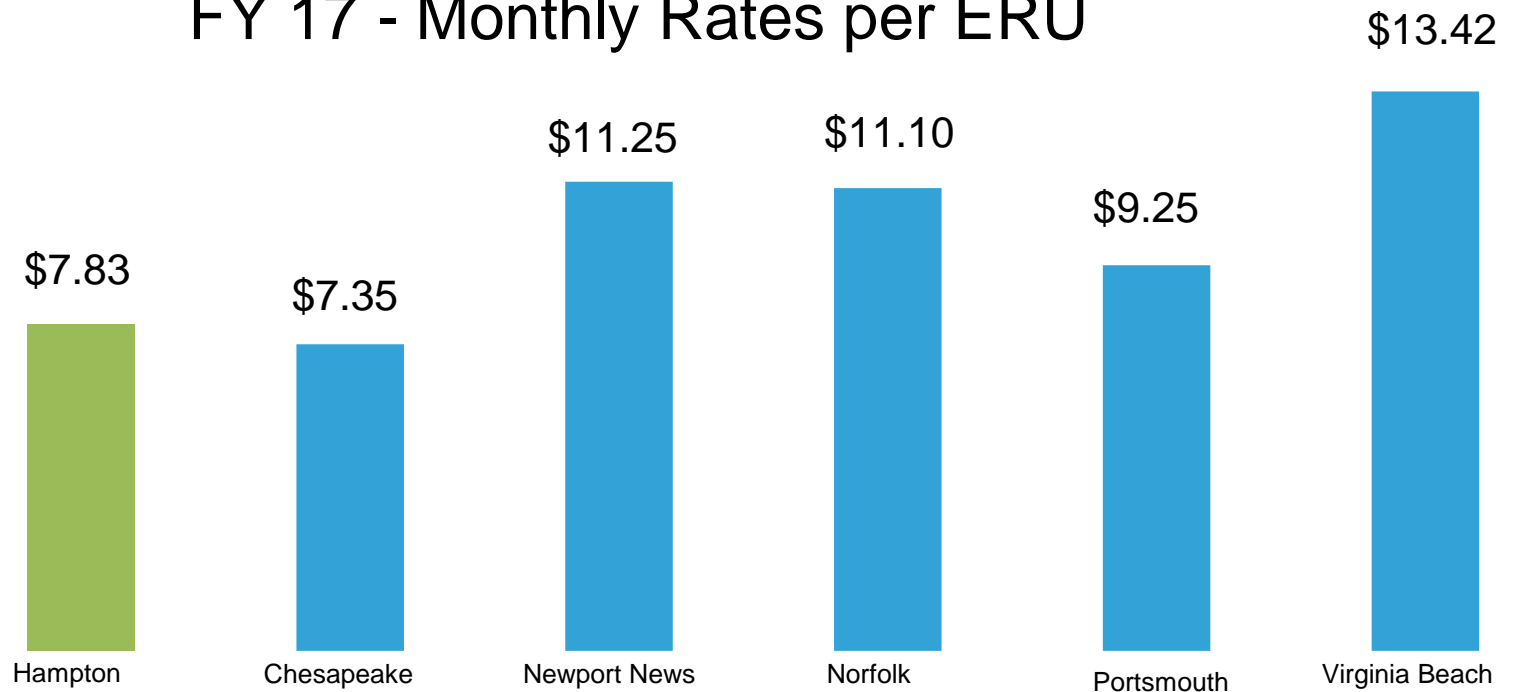
- Maintain current project schedule
- 12% rate increase in FY16
- Adds 84 cents/month or \$10.08 annually
- Similar increases projected FY18 & FY 20

	FY15	FY16	FY17	FY18	FY19	FY20
Fee per ERU	\$6.99	\$7.83	\$7.83	\$8.85	\$8.85	\$9.96
Percent Increase	0.0%	12.0%	0.0%	13%	0.0%	12.5%

- Based on current forecasts, the fee will remain steady for the next few years

# Rate Comparison

## FY 17 - Monthly Rates per ERU



Hampton has one of the lowest residential rates in the region.

# Staff Recommendation

- Maintain current level of funding of \$7.83/ERU/month to support Stormwater Program
- Maintain schedule of projects that will improve quality of stormwater and help reduce some neighborhood flooding

# Questions?

