



HAMPTON VA

Hampton Police Division State of the City

March 2021



Offense Data



City of Hampton

Part-1 Offense Year Comparison

January 1 – December 31 2019 vs 2020

Part 1 Offenses	2019	2020	DIFF	%DIFF
MURDER/NONNEGLIGENT MANSLAUGHTER	15	23	8	53.33%
RAPE/SEXUAL ASSAULT	39	40	1	2.56%
ROBBERY	122	95	-27	-22.13%
AGGRAVATED ASSAULT	176	184	8	4.55%
TOTAL VIOLENT CRIME	352	342	-10	-2.84%
BURGLARY	334	305	-29	-8.68%
LARCENY	3,437	2,804	-633	-18.42%
MOTOR VEHICLE THEFT	223	277	54	24.22%
TOTAL PROPERTY CRIME	3,994	3,386	-608	-15.22%
TOTAL PART 1 OFFENSES	4,346	3,728	-618	-14.22%

Unfound Incidents are not included.

City of Hampton

Part-1 Offense Year to Date Comparison

Jan.1-Mar. 22, 2020 vs. Jan.1-Mar. 22 2021

Part I Offenses	YTD 2020	YTD 2021	Diff	% Diff
MURDER/NONNEGLIGENT MANSLAUGHTER	8	5	-3	-37.50%
RAPE/SEXUAL ASSAULT	7	11	4	57.14%
ROBBERY	38	30	-8	-21.05%
AGGRAVATED ASSAULT	30	38	8	26.67%
TOTAL VIOLENT CRIME	83	84	1	1.20%
BURGLARY	68	35	-33	-48.53%
LARCENY	583	500	-83	-14.24%
MOTOR VEHICLE THEFT	40	91	51	127.50%
TOTAL PROPERTY CRIME	691	626	-65	-9.41%
TOTAL	774	710	-64	-8.27%

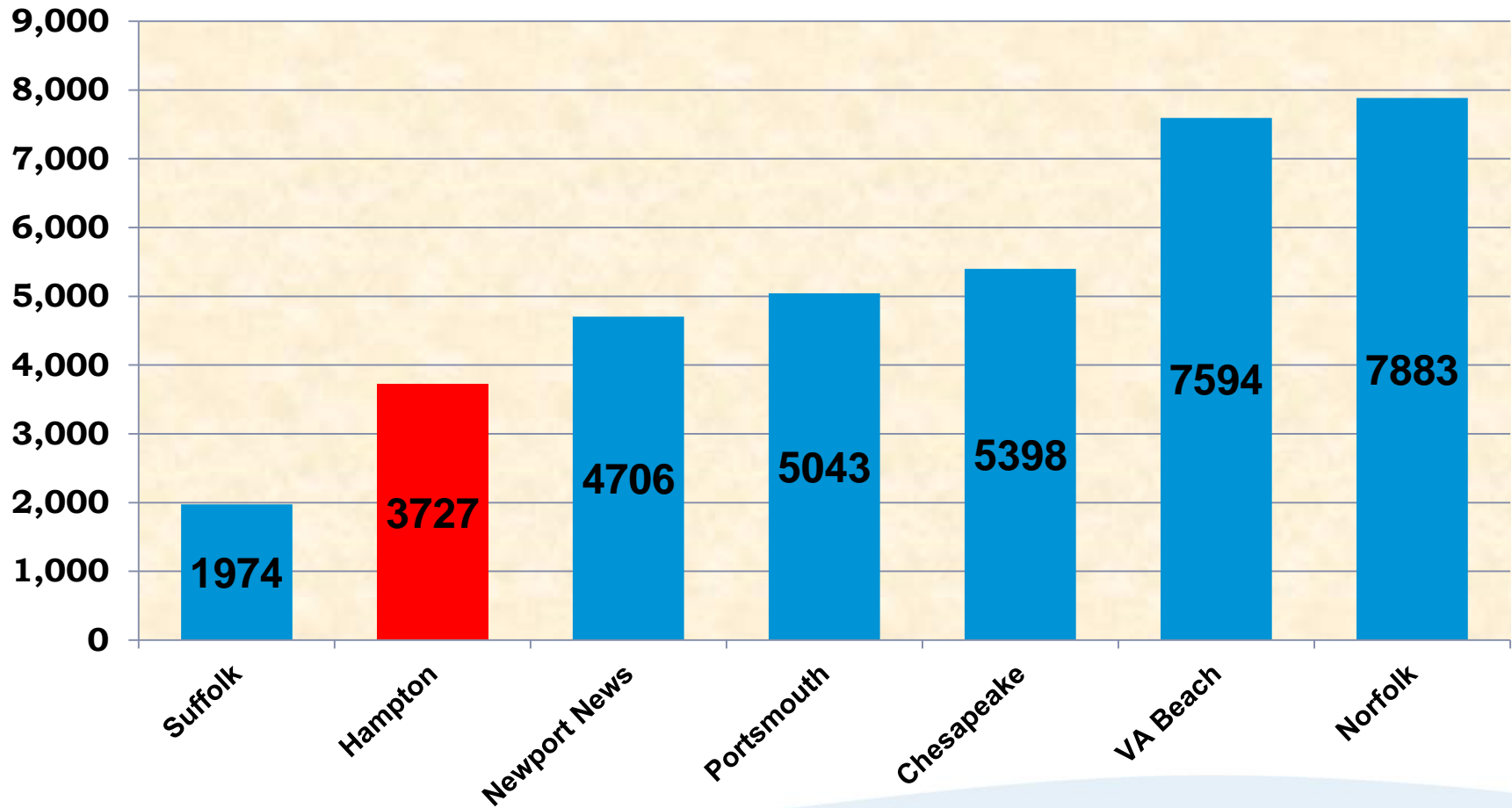
Unfound Incidents are not included.

City of Hampton Gunshot Injury Data

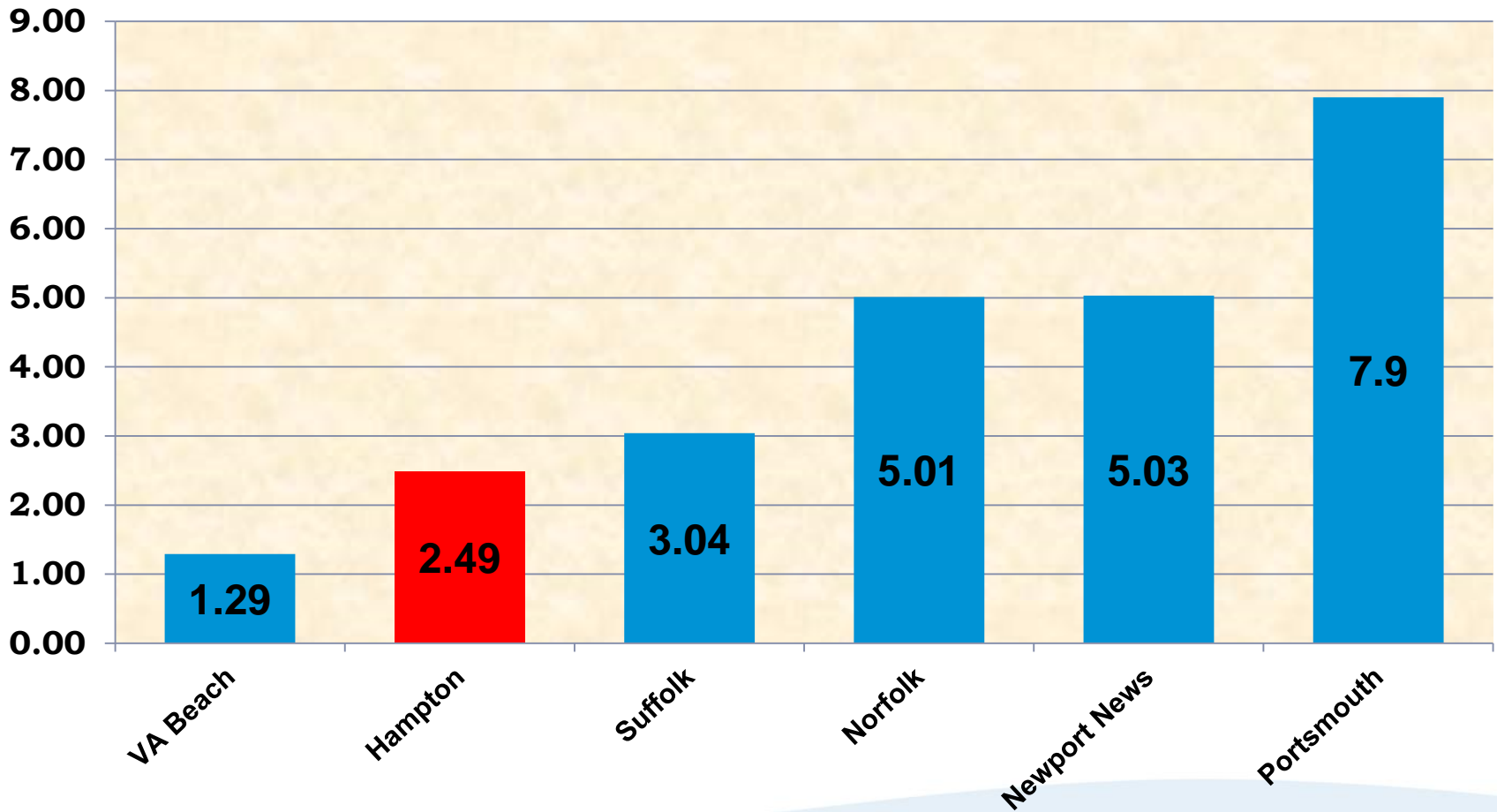
January-March 16, 2020 vs. January -March 16, 2021

City of Hampton				
Gunshot Injury Data of Homicide & Assault Offenses				
<i>Jan. 1- Mar. 16, 2020 vs. Jan. 1-Mar. 16, 2021</i>				
Race / Gender	YTD 2020	YTD 2021	DIFF	% DIFF
BLACK MALE	12	19	7	58.33%
WHITE MALE	0	1	1	N/C
BLACK FEMALE	3	0	-3	-100.00%
WHITE FEMALE	0	0	0	0.00%
ASIAN	0	0	0	0.00%
HISPANIC MALE	1	0	-1	-100.00%
HISPANIC FEMALE	0	0	0	0.00%
AMERICAN INDIAN	0	0	0	0.00%
UNKNOWN	0	0	0	0.00%
Victim Age Range	YTD 2020	YTD 2021	DIFF	% DIFF
ADULT	15	19	4	26.67%
JUVENILE	0	1	1	N/C

2020 Regional Part 1 Crime Violent & Property



2020 Regional Violent Crime Rate Per 1,000 Population



Part-I Offense 5 Year Comparison

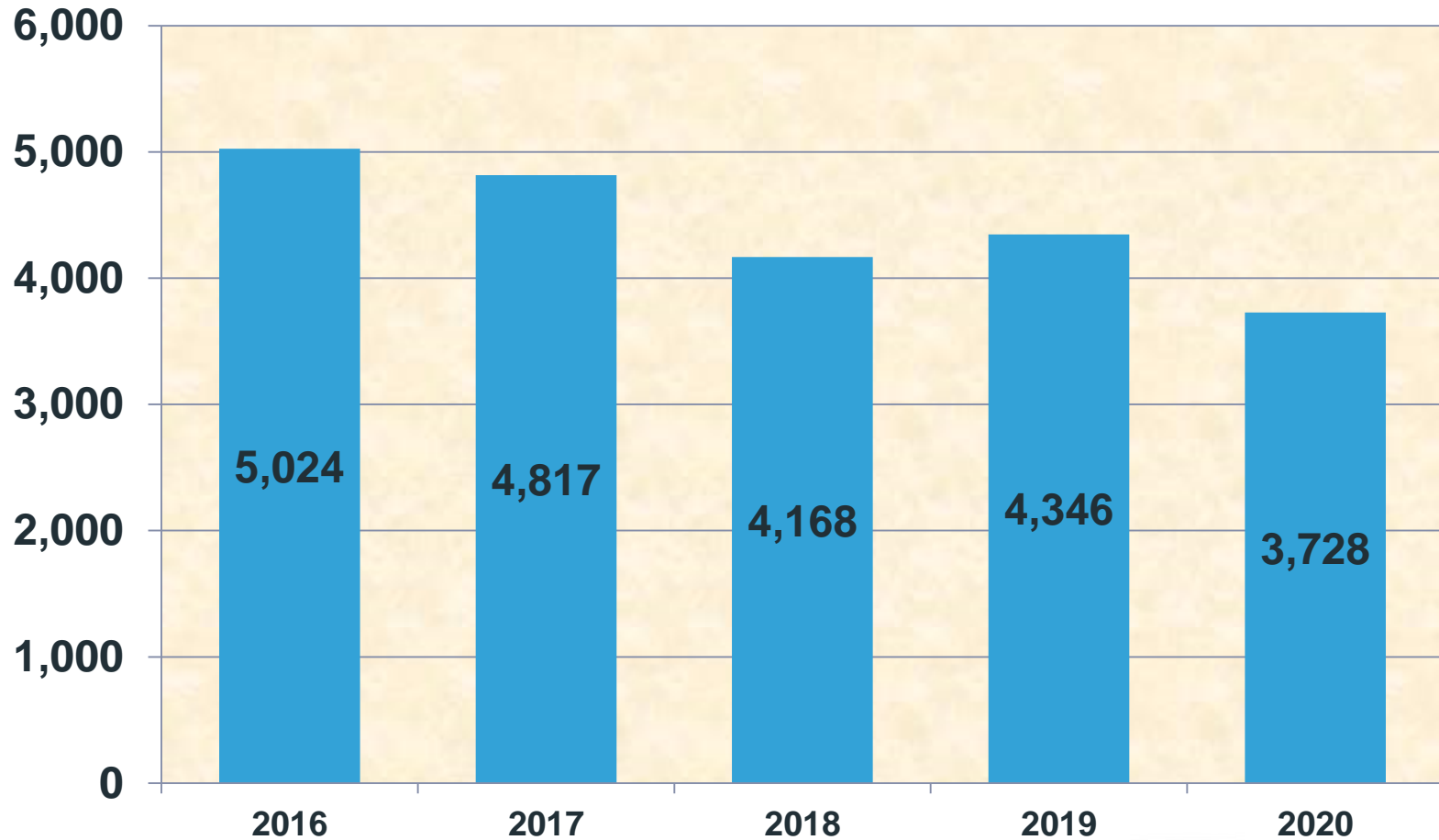
Years 2016-2020



City of Hampton

Part-1 Offense 5 Year Comparison

January 1 – December 31: 2016 -2020

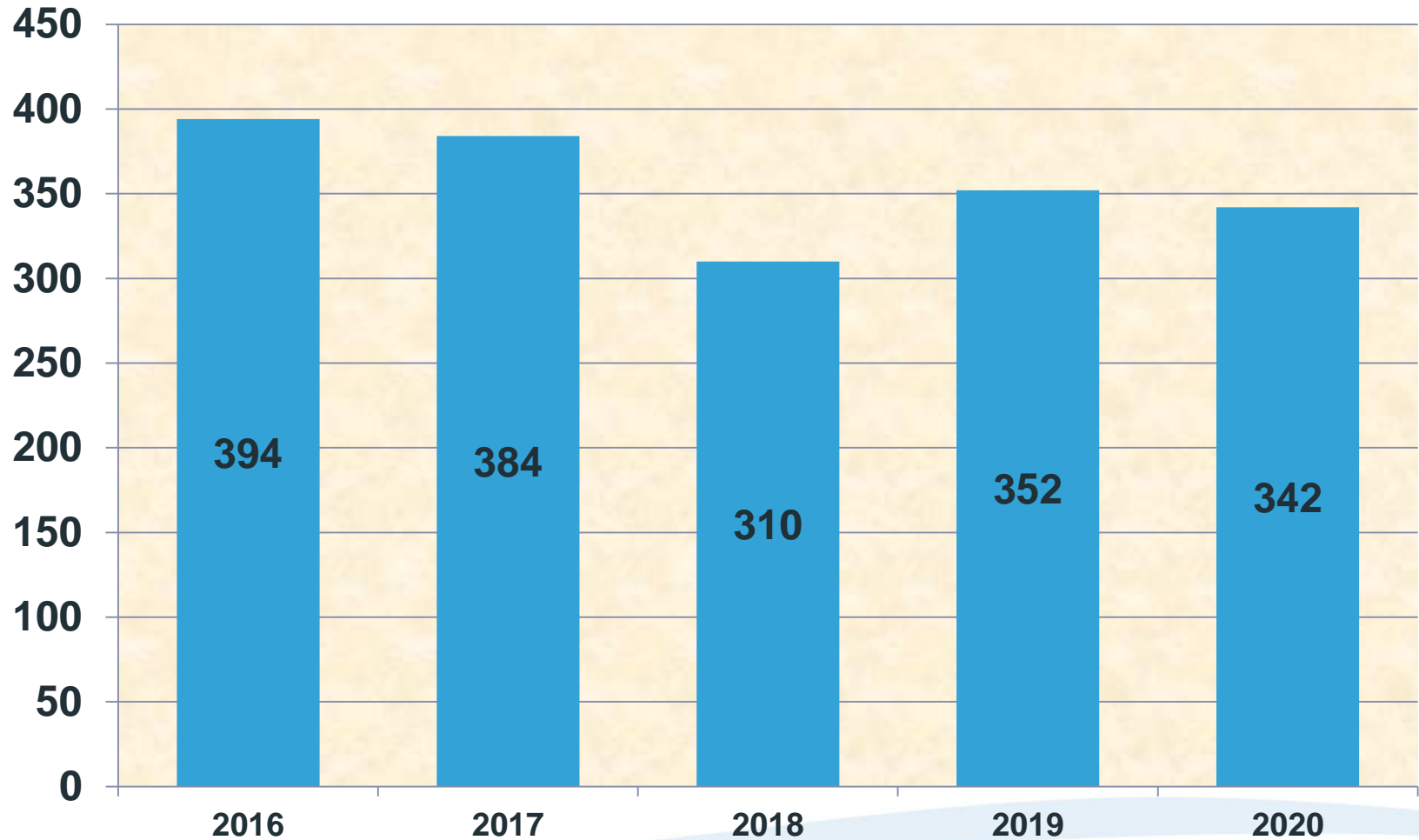


Unfound Incidents are not included.

Part-I Violent Offenses

5 Year Comparison

January 1 – December 31: 2016-2020

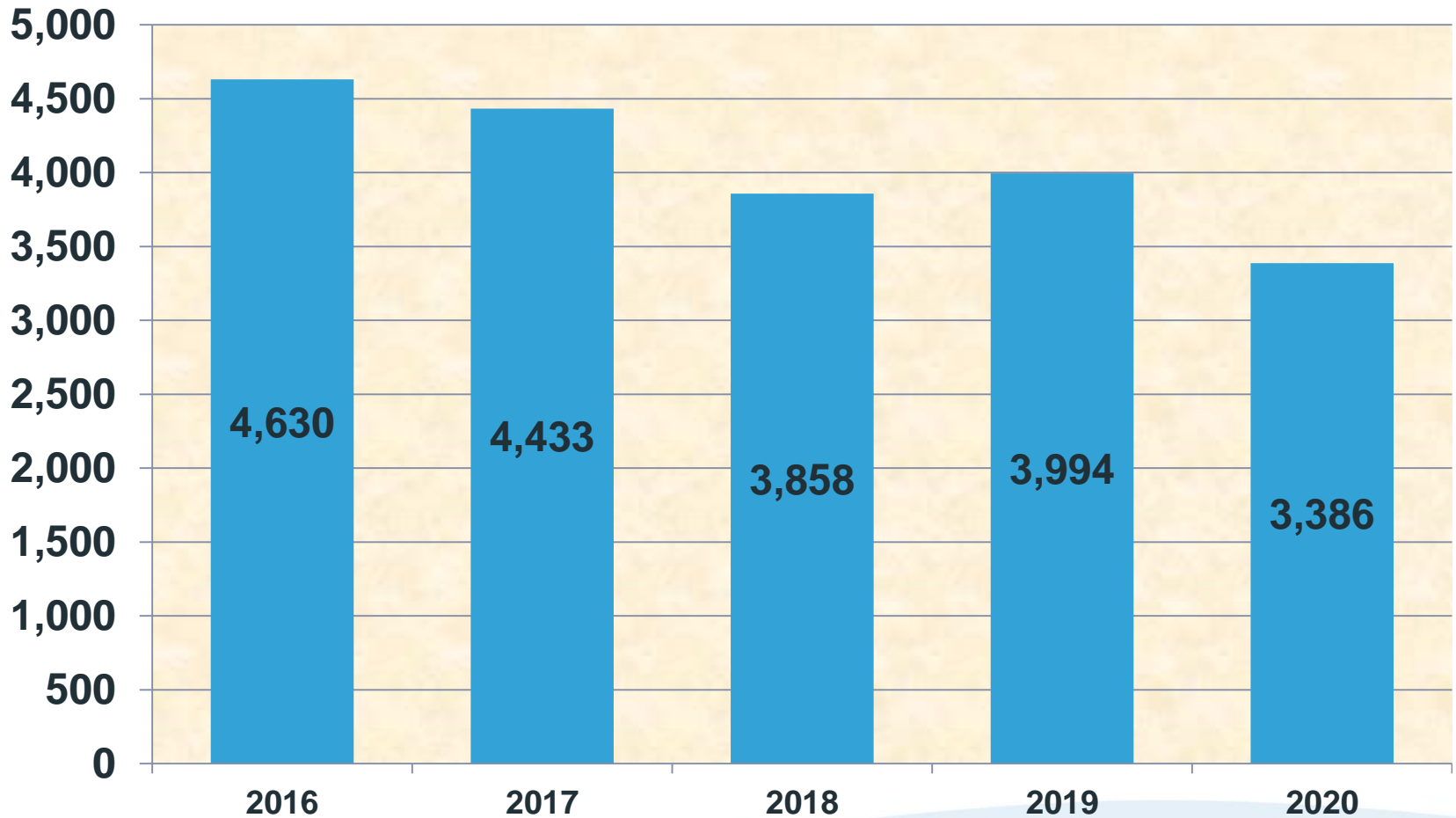


Unfound Incidents are not included.

Part-I Property Offenses

5 Year Comparison

January 1 – December 31: 2016-2020



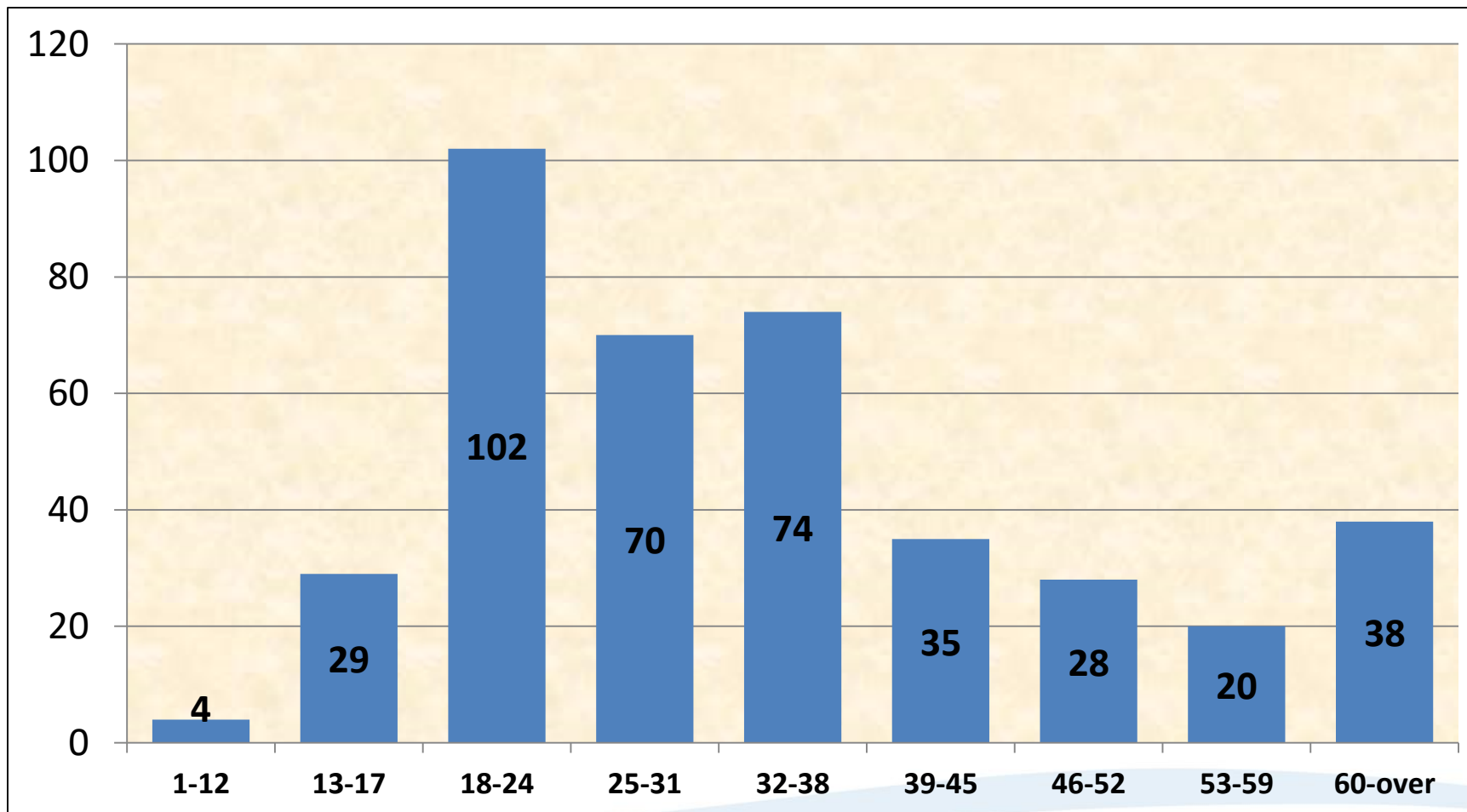
Unfound Incidents are not included.

Crime Data Involving Firearms



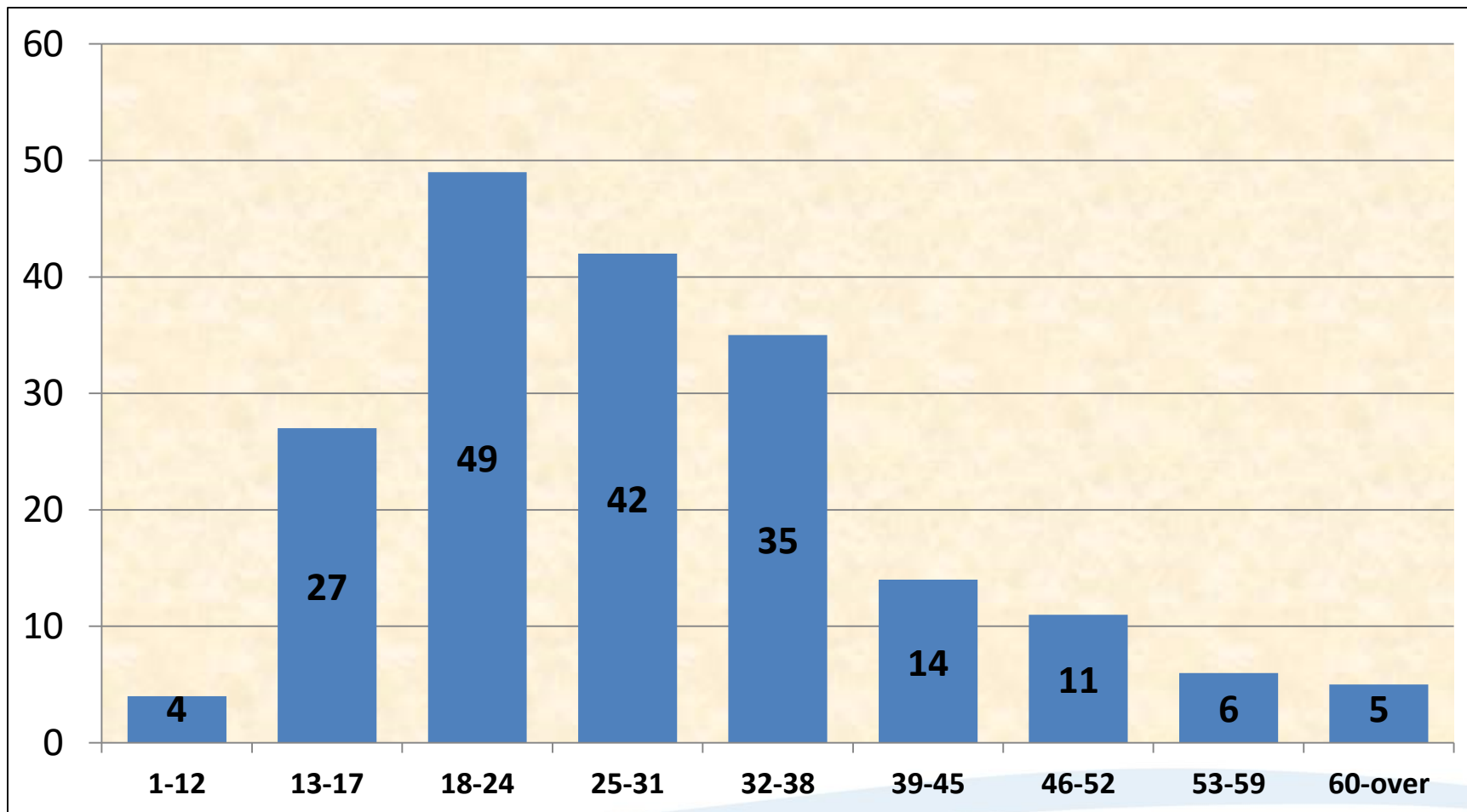
Victim Data by Age Group

Murder, Robbery & Agg. Assaults Involving a Firearm
January 1 – December 31, 2020



Offender Data by Age Group

Murder, Robbery & Agg. Assaults Involving a Firearm
January 1 – December 31, 2020



Operation Safe Hampton

- **Time Frame –**
 - Initial Phase: Operation Dates Will Be Re-evaluated Periodically
- **Two Community Response Teams –**
 - Made Up of Various Units Throughout The Division
 - One Wythe & One Chesapeake
 - Professionally Proactive In Keeping With The 4th Pillar of the 21st Century Policing Model (Community Policing & Crime Reduction)
 - Focus
 - Guns, Gangs, Drugs
 - Violent Crime Hot Spots
 - Known Violent Offenders
- **Operations -**
 - Increase Proactivity and Traffic Enforcement
 - Conduct Warrant Service in Assigned Districts



Operation Safe Hampton

- **Warrant Unit** –
 - Service of Violent Felony Warrants
- **Community Engagement Unit**
 - Conduct Door to Door Visits
 - In Neighborhoods that have experienced gun violence
 - Utilize the Mobile Command Vehicle
 - Discuss the Operation
 - Seek Information on Criminal Activity in the Neighborhood
- **Public Information Office**
 - Release a Press Release and Social Media Campaign about the Operation
 - Obtain Public Buy-In

Real Time Information Center (RTIC)



Real Time Information Center (RTIC)

- The RTIC remains a powerful example of the 3rd Pillar (Technology & Social Media) and the 4th Pillar (Community Policing and Crime Reduction) of the 21st Century Policing Model
- “Virtual Responses” have increased and assisted in numerous recent investigations
 - Our citizens continue to be a huge help to us in the detection and solving of crime. Their Ring cameras make their assistance even more valuable.
 - Allowing us to better understand methodology that suspects are using when committing crime



Real Time Information Center (RTIC)

- Recent case using multiple analysts monitoring suspect actions that led to their apprehension
- Investigative assistance in many traffic accidents
- Recent robbery case was able to be unfounded due to events that unfolded and were discovered by our analysts
- **RTIC will have extra analysts working to support Operation Safe Hampton**
 - This team will consist of civilian analysts and sworn officers monitoring our Community Response Teams, events unfolding around them and throughout the city.



Summary



Summary

- Homicides rates are experiencing an increase. (This increase is in line with regional and national trends.)
- There are various factors that are believed to contribute to these trends both regionally and nationally.
- HPD continues to implement strategies to address these trends.
- Hampton's crime rate remains low when compared to the region.
- Most violent crime occurs between individuals who are known to one another.

Questions

