


HAMPTON VA

Safe & Clean Update

July 2017



Background

- “Safe & Clean” adopted as the city’s effort to have departments collaborate and work intensively in defined areas to address issues of crime and blight.
- City Council adopted ordinances and policies to reduce crime and blight (“broken window theory”)


Safe & Clean

Multi-departmental city effort
crossing traditional lines

Who Works on Safe & Clean Initiatives?

- City Manager's Office
- Hampton Police Division
- Adult and Juvenile Probation & Parole
- Hampton Fire & Rescue
- Community Development – Property Maintenance and Neighborhoods
- Citizens Unity Commission
- Public Works
- Hampton Redevelopment & Housing Authority
- Human Services
- Youth Violence Prevention
- Hampton City Schools
- Information Technology
- Marketing
- 311 Customer Service
- City Attorney's Office
- Parks, Recreation & Leisure Services
- Budget
- Emergency Management

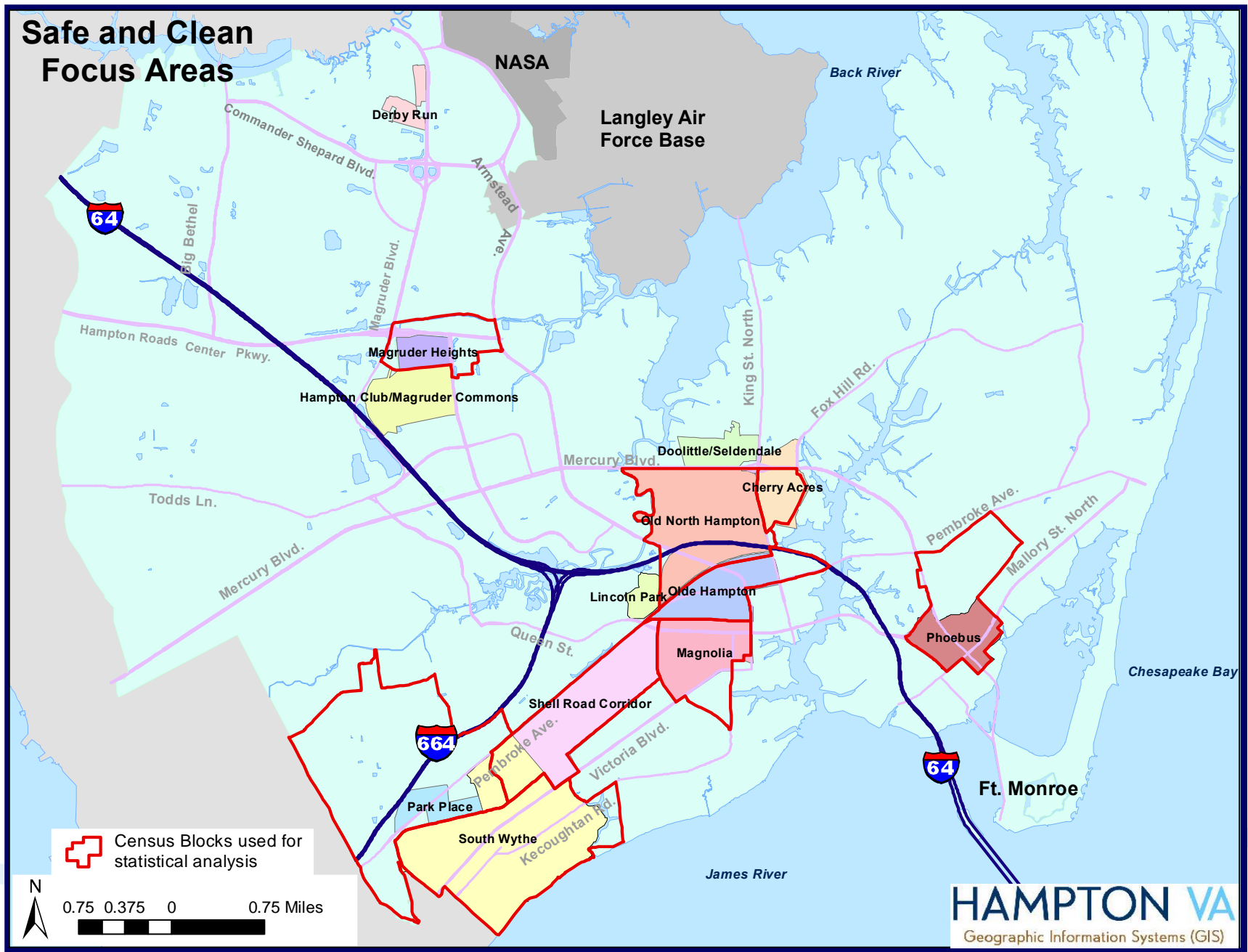
Goals of Safe & Clean

- Decrease incidences of violent crimes and serious property crimes
 - Reduce blight
 - Ensure housing is kept to standards of safety
- 

Strategies of Safe & Clean

- Implement new tools for enforcement
- Ensure that all departments are working together
- Establish relationships with neighborhoods
- Build trust and increase communication with police and other city officials
- Offer city programs and tools for neighborhood improvements

Safe and Clean Focus Areas



Census Blocks used for statistical analysis



0.75 0.375 0 0.75 Miles



HAMPTON VA

Geographic Information Systems (GIS)


HAMPTON VA

Hampton Police Division



STATE OF THE CITY

July 12, 2017

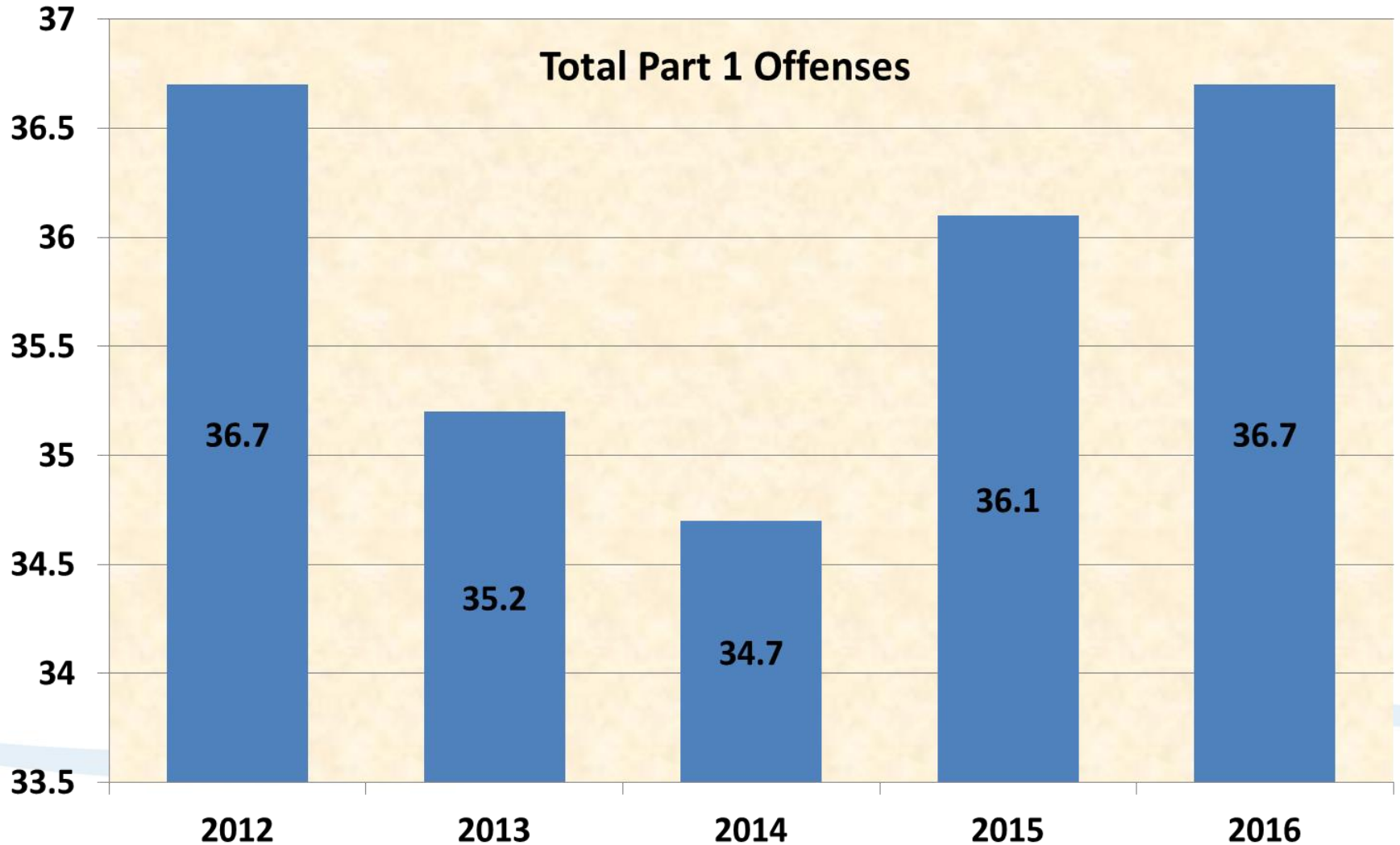


Overview

- **State of the City / Crime Trends**
- **Gun Crime Task Force**
- **Investigative Services & Initiatives**
- **ConnectProtect App**

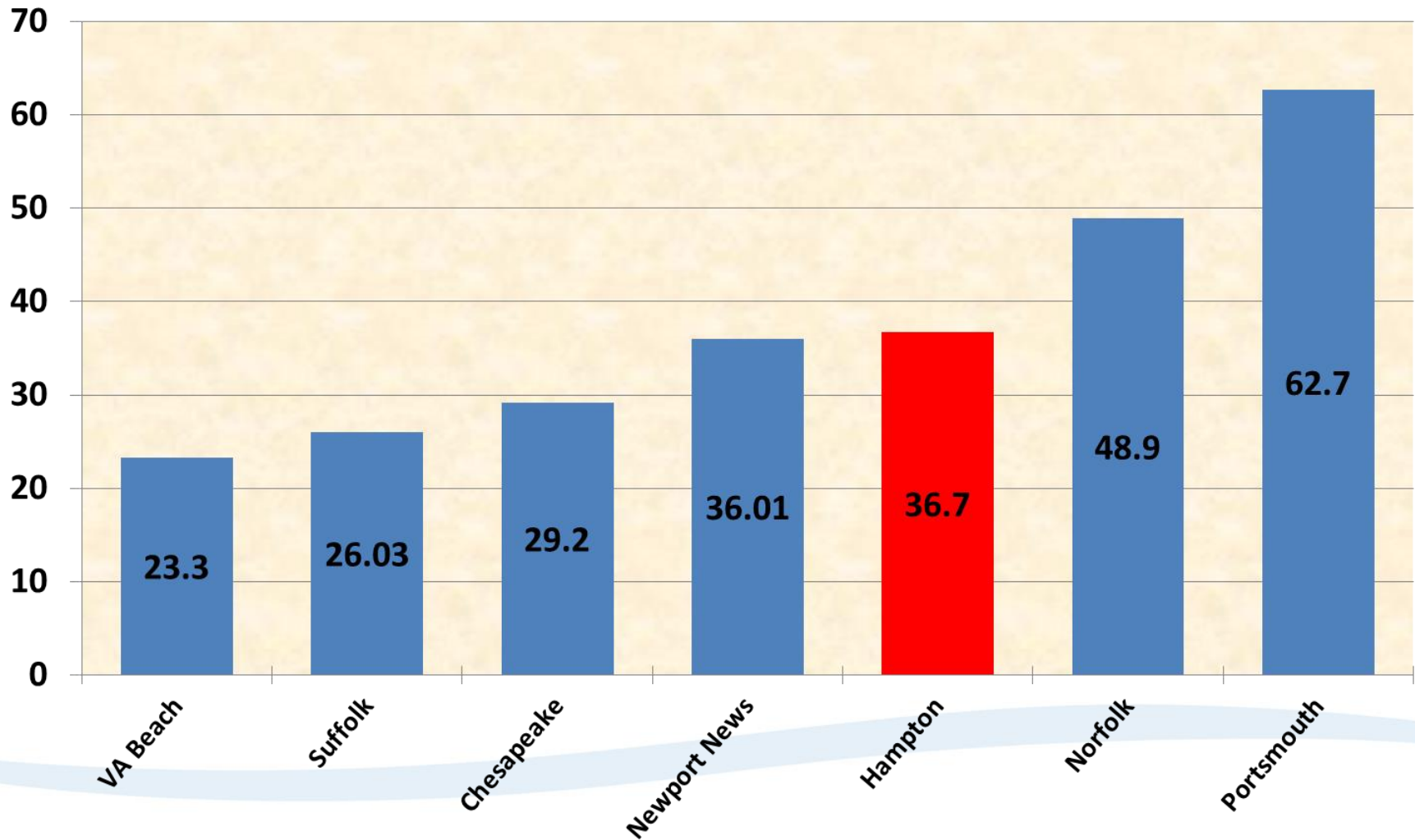


City of Hampton: Total Part 1 Offenses Crime Rate Per 1,000 Population 2012-2016

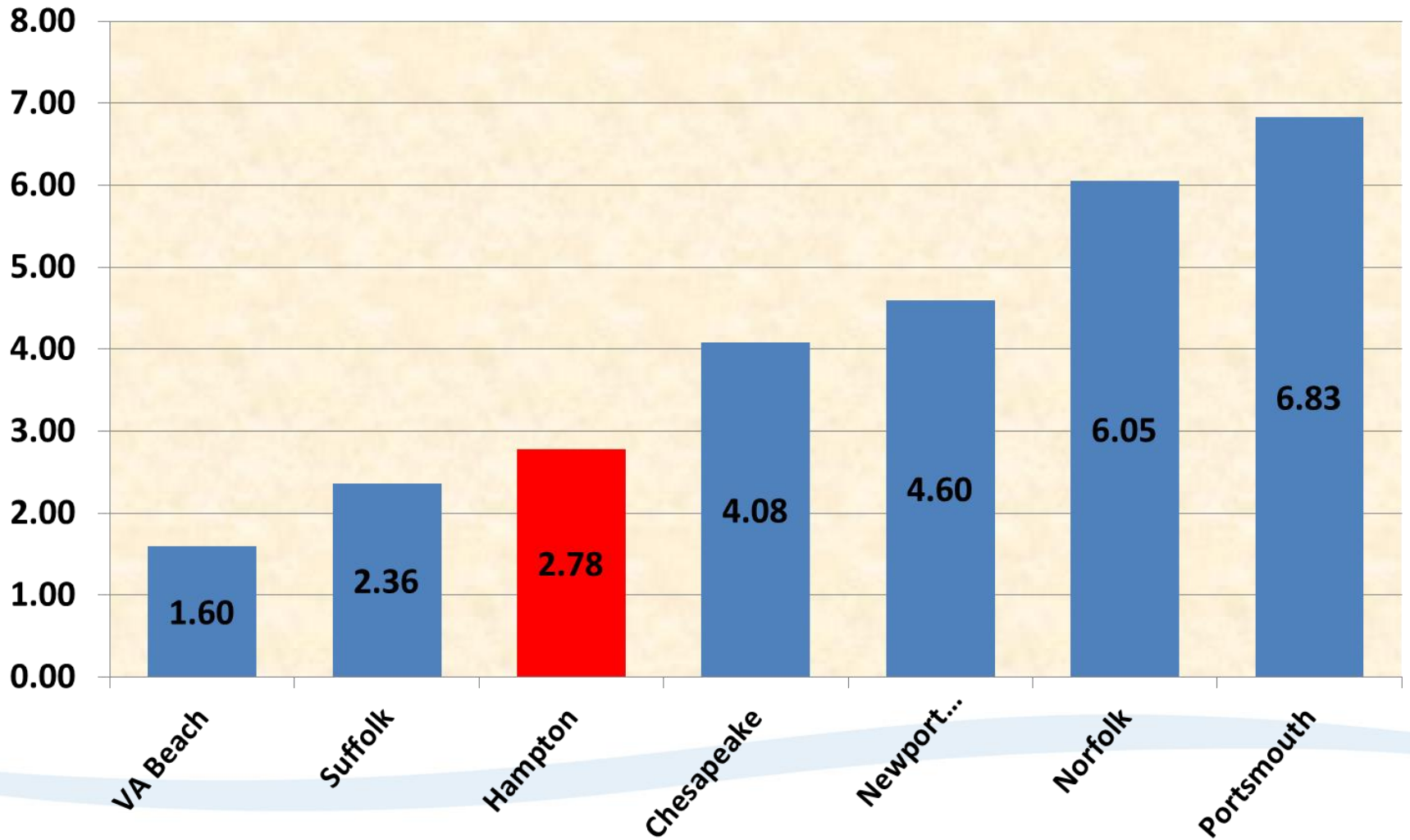


2016 Regional Comparison

Total Part 1 Offenses: Crime Rate Per 1,000 Population



2016 Regional Violent Crime Rate Per 1,000 Population

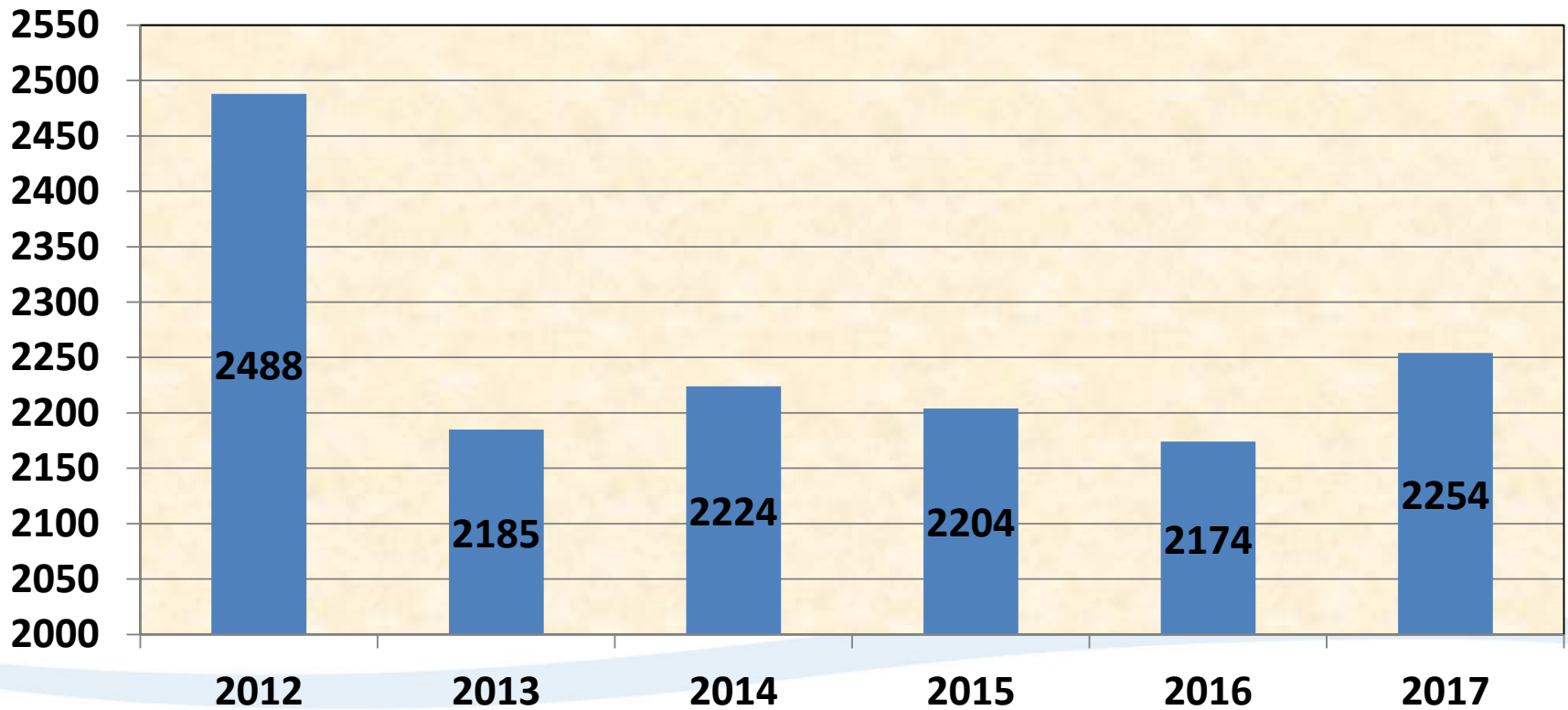


State of the City Mid Year Comparison (January 1-June 30th)



City Wide Comparison: Year-to-Date 2012 to 2017

■ Total Part-I Offenses



State of the City

Mid Year Comparison

(January 1 – June 30th)



City Wide Comparison: Year-to-Date 2012 to 2017

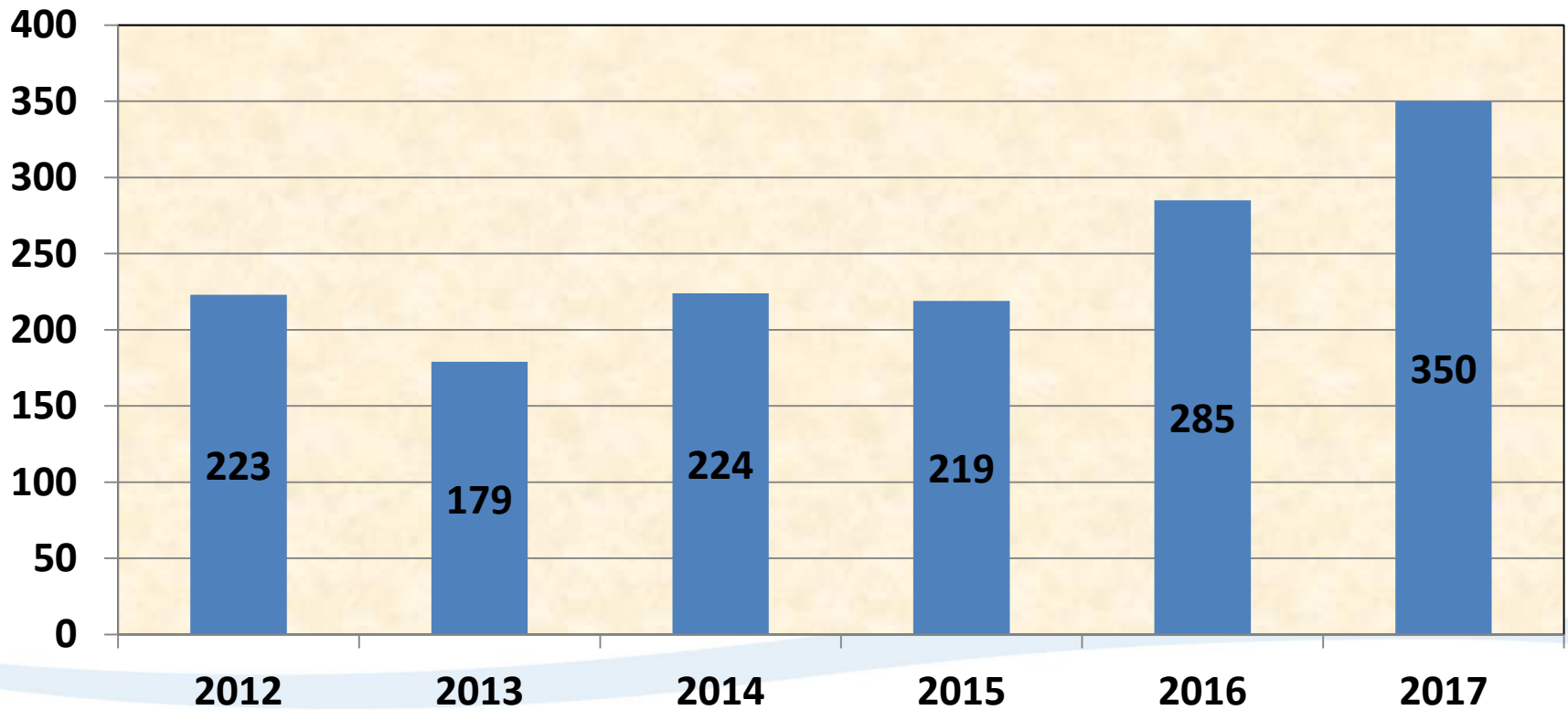
Part I Offenses						
OFFENSE	YTD 2012	YTD 2013	YTD 2014	YTD 2015	YTD 2016	YTD 2017
MURDER/NONNEG MANS LAUGHTER	4	10	5	6	8	5
FORCIBLE RAPE	9	2	6	11	6	9
ROBBERY	82	51	52	73	74	82
AGGRAVATED ASSAULT	60	60	80	60	60	79
TOTAL VIOLENT CRIME	155	123	143	150	148	175
BURGLARY	365	339	256	300	250	271
LARCENY	1,826	1,636	1,719	1,613	1,647	1,678
MOTOR VEHICLE THEFT	142	87	106	141	129	120
TOTAL PROPERTY CRIME	2,333	2,062	2,081	2,054	2,026	2,069
TOTAL PART I OFFENSES	2,488	2,185	2,224	2,204	2,174	2,244

Weapon Law Violations Mid Year Comparison (January 1-June 30th)



City Wide Comparison: Year-to-Date 2012 to 2017

■ Weapon Law Violations



Weapon Law Violations

Mid Year Comparison

(January 1 – June 30th)



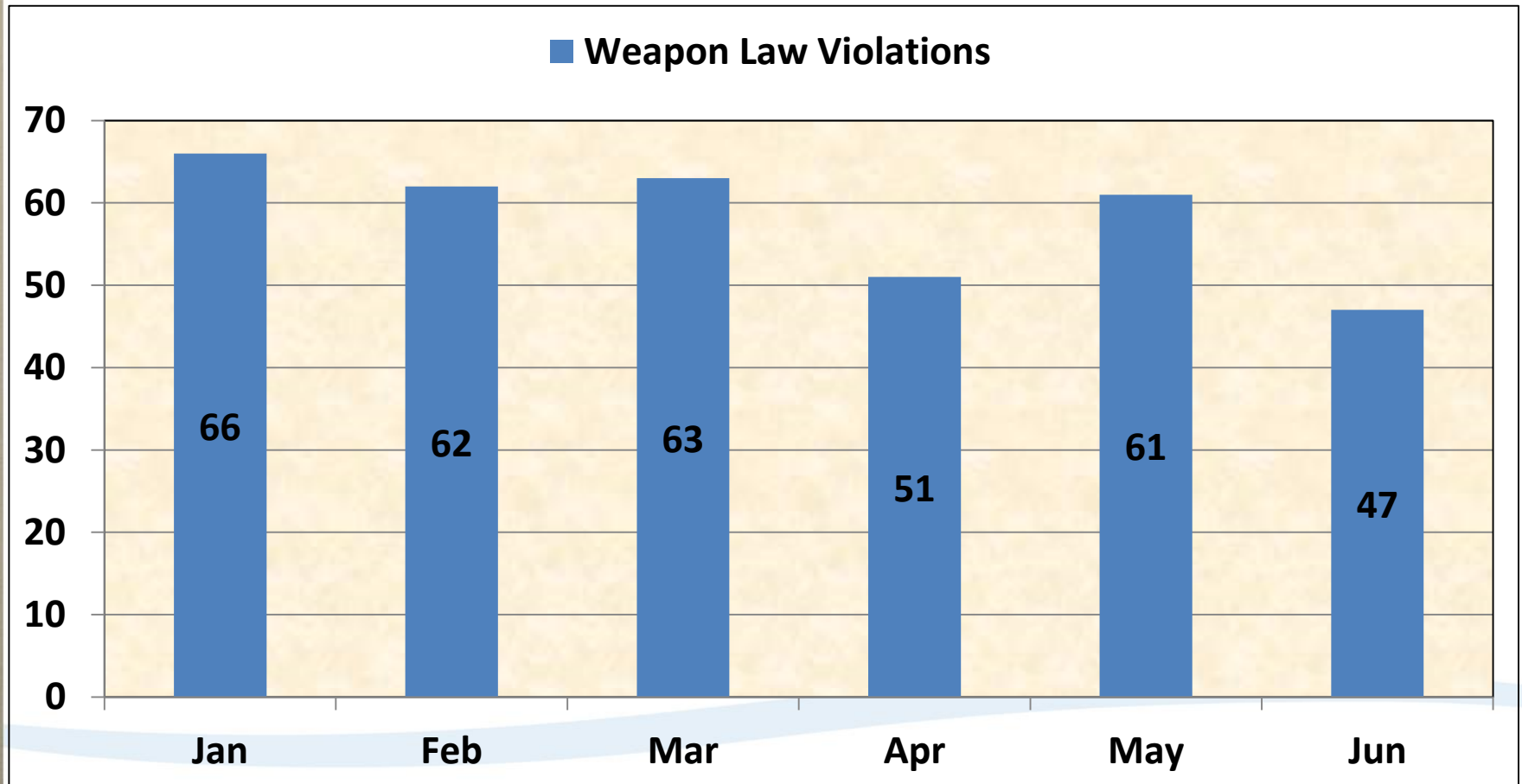
City Wide Comparison: Year-to-Date 2012 to 2017

OFFENSE: Weapon Law Violations	YTD 2012	YTD 2013	YTD 2014	YTD 2015	YTD 2016	YTD 2017
ACCIDENTAL SHOOTING	1	2	1	2	0	3
BOMBING, EXPLOSIVES, FIRE BOMBS	3	0	0	0	0	0
BRANDISH A FIREARM	31	23	29	30	39	47
DISCHARGE FIREARM IN/AT OCCUPIED BUILDING	18	17	25	22	34	38
POSSESSION OF FIREARM WHILE IN POSSESSION OF DRUGS	3	0	1	1	4	3
POSSESSION/BRANDISH OF FIREARM ON SCHOOL PROPERTY	6	1	0	1	0	1
WEAPON LAW VIOLATIONS - ALL OTHERS	161	136	168	163	208	258
Total	223	179	224	219	285	350

Weapon Law Violations Mid Year Comparison (January 1-June 30th)



City Wide Comparison by Month for Year 2017



Weapon Law Violations

Mid Year Comparison

(January 1 – June 30th)



City Wide Comparison: by Month for Year 2017

OFFENSE: Weapon Law Violations	Jan	Feb	Mar	Apr	May	Jun	Total
ACCIDENTAL SHOOTING	2	0	1	0	0	0	3
BRANDISH A FIREARM	10	7	10	5	9	6	47
DISCHARGE FIREARM IN/AT OCCUPIED BUILDING	6	4	9	7	6	6	38
POSSESSION OF FIREARM WHILE IN POSSESSION OF DRUGS	0	0	0	1	2	0	3
POSSESSION/BRANDISH OF FIREARM ON SCHOOL PROPERTY	0	0	0	0	0	1	1
WEAPON LAW VIOLATIONS - ALL OTHERS	48	51	43	38	44	34	258
Total	66	62	63	51	61	47	350

Weapon Violation Arrests

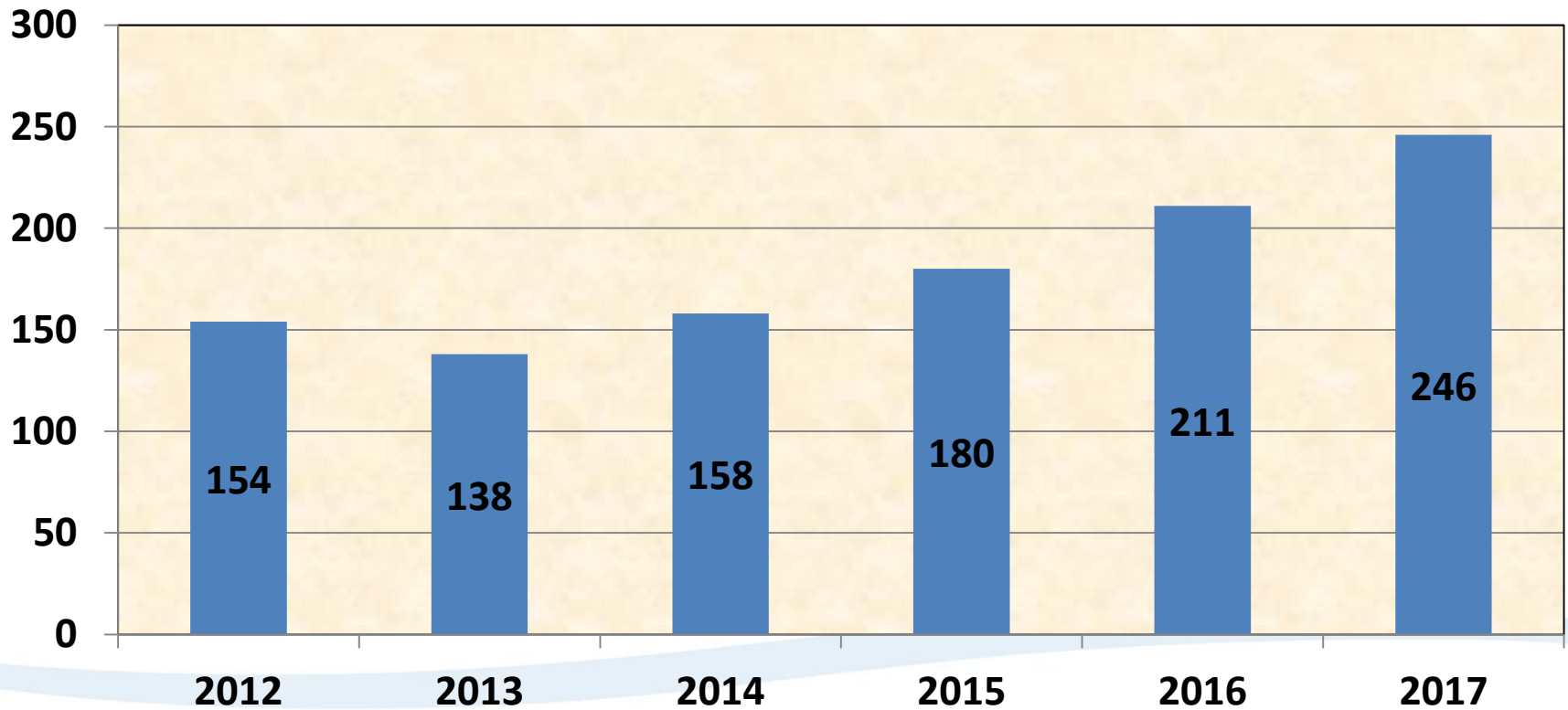
Mid Year Comparison

(January 1-June 30th)



City Wide Comparison: Year-to-Date 2012 to 2017

■ Weapon Violation Arrests



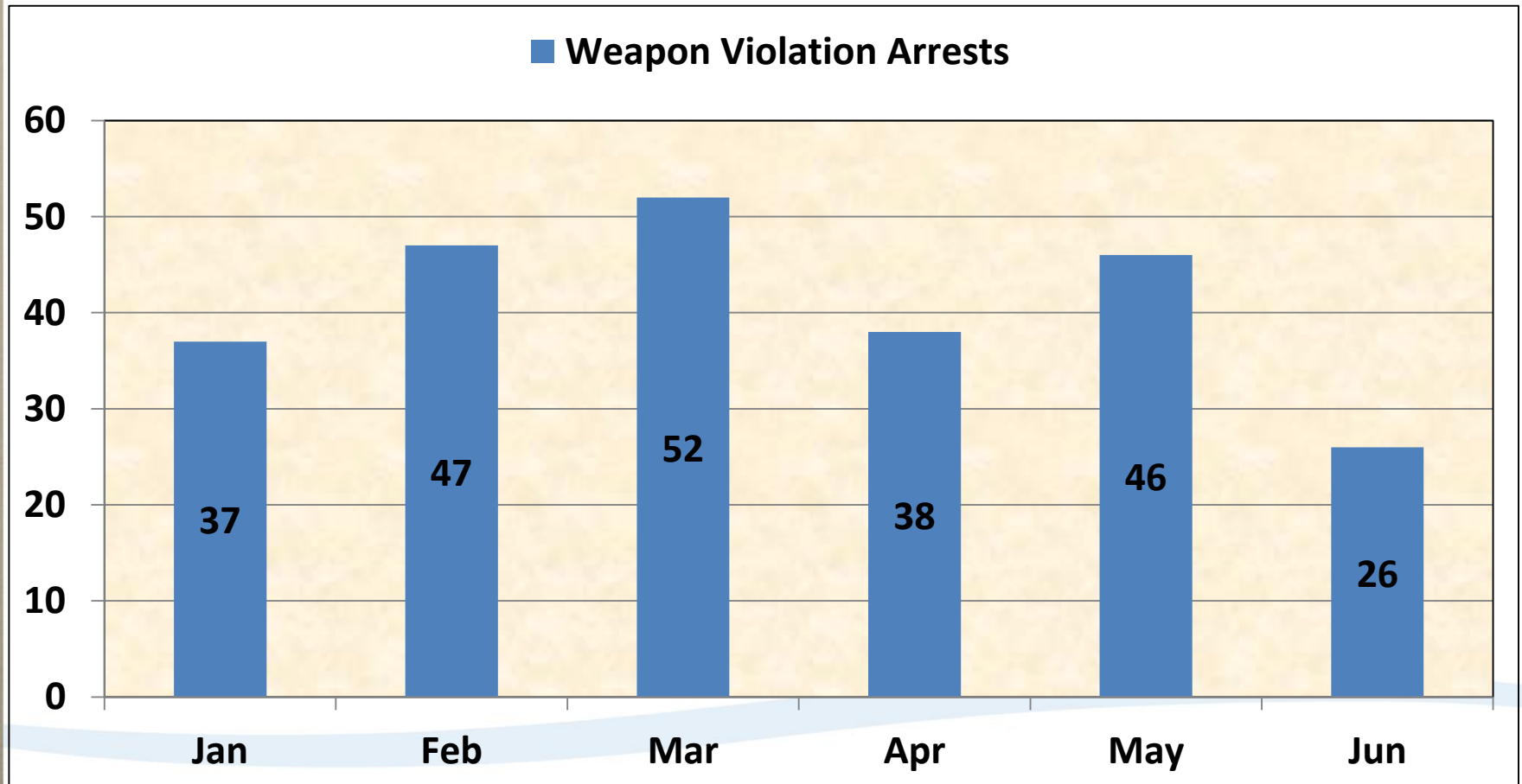
Weapon Violation Arrests

Mid Year Comparison

(January 1-June 30th)



City Wide Comparison by Month for Year 2017



Gun Crimes Task Force

GCTF



Gun Crimes Task Force

Task Force Initiatives

- 2 Sergeants, 16 Officers assigned to Task Force
- Strict enforcement related to Guns, Gangs, and Drugs
- Support Violent Crime Summit Initiatives
- Analyze crime trends to focus enforcement in areas experiencing disproportionately high crime

Gun Crimes Task Force

June Monthly Totals

Arrests

- 23 felonies / 32 charges
- 55 misdemeanors / 84 charges
- 425 Traffic Stops / 246 Summons issued
- 122 searches

Seizures

- Marijuana – 1,880.63 grams
- Cocaine – 8.0 grams
- Heroin – 2.10 grams
- Other drugs – 3.5 grams
- **Firearms Recovered – 13**

Gun Crimes Task Force

Initiative Totals

November 15 – Present

Arrests

- 167 felonies
- 330 misdemeanors
- 702 searches

Seizures

- Marijuana – 5221.23 grams
- Cocaine – 434.17 grams
- Heroin – 13.87 grams
- Other drugs – 99.5 grams
- **Firearms Recovered – 93**



Investigative Services



Violent Crime Summit

Stakeholders

Hampton PD, Newport News PD, Department of Justice, FBI, DEA, ATF, Hampton Commonwealth Attorney Office, U.S. Attorneys Office, Probation & Parole, U.S. Marshals

Objective

Reduce crime, increase seizure of weapons, collaborative effort in prosecution to achieve stricter penalties


Execution

Unified effort, intelligence-based policing, develop dedicated investigative team to review/revive historical cases and conduct investigations on chosen targets. Monthly summit ensures information sharing between partners

National Integrate Ballistic Information Network (NIBIN)

- The Virginia Division of Forensic Science examines firearms for operability and compares bullets, cartridge cases, and shotshell cases to determine if they were fired from the same firearm, multiple firearms or specific firearm.
- Hampton Police and Newport News Police have submitted over 1,000 items each for analysis in 2016
 - As of June 30, 2017 Hampton has submitted approximately 391 items for analysis
- The Department of Forensic Science has just started analyzing items submitted in January of 2017, resulting in a turn around time of approximately 6 months
- New NIBIN Equipment will be housed in Newport News, staffed by NNPD and HPD
 - Supported by the ATF
 - Strive for 24-48 hour turn around time on submissions

Approach to Serial Shooters Initiative

- Multi-jurisdictional intelligence gathering to identify repeat offenders of violent crime
 - Review of juveniles who have had frequent interactions involving narcotics and/or firearm-related incidents
 - Studies indicate juveniles will have a higher risk of engaging in firearm-related violence
 - Prioritization of targets will fluctuate based on gathered intelligence and activities of targets
- 

ConnectProtect Mobile App



HAMPTON VA



ConnectProtect Mobile App

- Grant funded – Wason Fund for Public Safety via the Williamsburg Community Foundation
- Available for free in iOS and Android formats
- Push notifications – whole city, geo-fenced areas, or a specific sections of the City
- Citizens can send in non-emergency tips which can include geo tagged photos or videos
- **75 tips received since May 6, 2017**

The screenshot displays the mobile app's tip submission interface. At the top, a dark blue banner contains a menu icon and the text "If this is an emergency, call 911 now!". Below this is a dark blue bar with the slogan "SEE SOMETHING, SAY SOMETHING.". Two buttons are visible: "SUSPICIOUS ACTIVITY" (blue) and "HOMELAND SECURITY" (red). A note states: "To submit a tip, you only need to enter description, all other info are optional but helpful..". The form includes two dropdown menus: "Select locality" and "Select category". The category list includes "THREAT TO LAW ENFORCEMENT" (highlighted in red), "DRUGS" (marked with a red asterisk), "FIREARM", "GENERAL SUSPICIOUS ACTIVITY", "SCHOOL THREAT", and "SUSPICIOUS PACKAGE". Below these are input fields for "Your name (optional)" and "Phone number (optional)". At the bottom of the form are two buttons: "Add Media" (with a camera icon) and "Submit Tip". The app's bottom navigation bar features three icons: a megaphone for "Bulletins", a question mark with a camera for "See something?", and a telephone for "Contact".


Conclusion / Questions



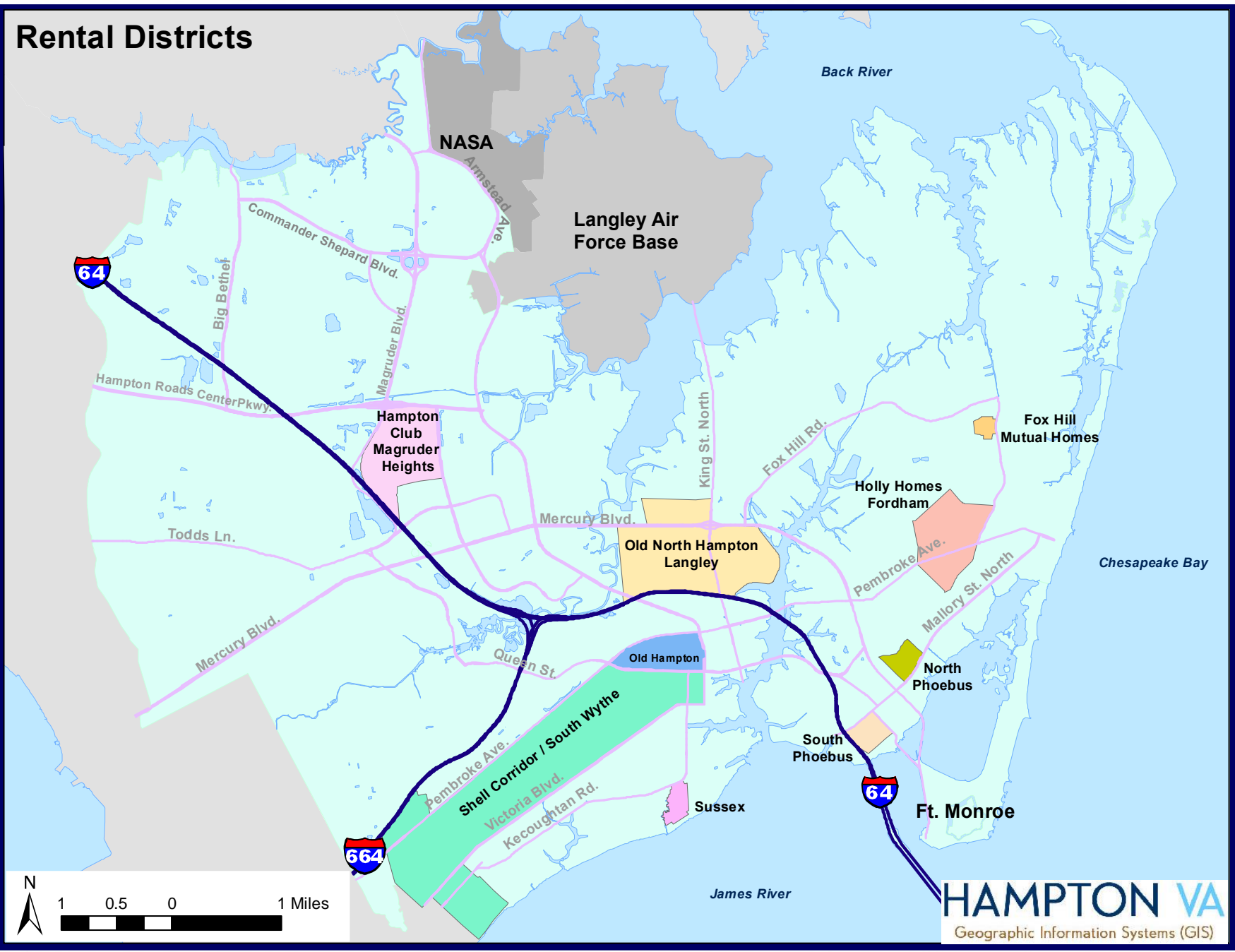
Property Management



Rental Inspections: Goals

- To ensure dwellings meet safe, decent and sanitary living conditions
 - Districts defined per state code guidelines
- 

Rental Districts



Rental Inspectors' Activity

- Rental inspectors in the districts conduct:
 - Regular property maintenance inspections
 - City code and zoning violation inspections
 - Inspections when the tenants file complaints through the 311 Call Center
 - Pro-active inspections looking for rental signs, looking at ads for rental property, etc.

Rental Inspectors' Activity

- Since last year's update, rental inspectors have:
 - 430 rental inspections conducted
 - 90 first time inspections
 - 61 violations were identified from first time inspections
 - 340 total re-inspections have been conducted
 - 400 inspections have been closed or completed
 - 30 are still pending

Rental Inspection: Challenges

- Ongoing Challenges:
 - Identifying unregistered rental properties
 - Compliance with inspections
 - Gaining access for re-inspections
 - Time-consuming process
 - Unable to issue summons to out of state owners for violations

Rental Inspection Expansion

- Expanded the rental inspection in Phoebus area
- Citizens requested the expansion based on the success of the program
- Area met the established criteria
- Closed the an unintended gap in the district between North Phoebus and South Phoebus

Hotel Ordinance: Goals

- Ensure that only hotels with sufficient facilities are used as long-term housing
- Ensure that minors staying in hotels are identified and given access to education
- Find safe and sanitary housing alternatives for those in need

Hotel Ordinance: Results

- Every motel received permit the first year
- 5 motels approved for extended stays
- 100% of extension applications received from residents in motels approaching 30 day stays were screened and assessed for homeless services

Hotel Ordinance: Results Since Last Update

- 21 extension applications received
- 11 extension applications approved as homeless
 - 3 approved as families with children. 2 received housing services and 1 self resolved
 - 8 individuals approved. 1 received housing services and 7 self resolved.
- 10 denied extensions (not considered homeless)
 - Reasons not considered homeless:
 - Working and hotel is near employment
 - Out of town worker and needs a place to stay temporarily, longer than 30 days referred to 311
 - Loss of contact after form received

Hotel Ordinance: Trends

- Enhanced staffing:
 - HCS Race to Graduation staff to ensure housing options for displaced youth
- Ordinance changes were enacted last year to help with monitoring compliance
- Extension applications mailed to hotels yearly to ensure compliance


▪



Neighborhood Initiatives




Neighborhood Goals


- Build positive relationships with neighborhood leaders and organizations in targeted areas
 - Build capacity (knowledge, skills & abilities) of neighborhood leaders & organizations
- 

Neighborhood Characteristics

Positives

- + Desire to work with police and city
 - + Desire to learn new skills and engage
 - + Desire to focus on children and families
- 

Neighborhood Characteristics Challenges

- Several neighborhoods are in transition
 - Changing leadership
 - Limited communications structure
 - Few social interactions
 - No schools in 4 neighborhoods
- 

Current Efforts to Address Challenges

- Capacity Building for Neighborhood Leaders and Organizations
 - Increasing Opportunities for Social Interactions
- 

Capacity Building

- Neighborhood leaders
 - Coached with formal & informal leaders Neighborhood organizations
 - Established communication structures
 - Trained neighborhood watch organizations
 - Registered neighborhoods and neighborhood serving organizations

Increased Social Interactions

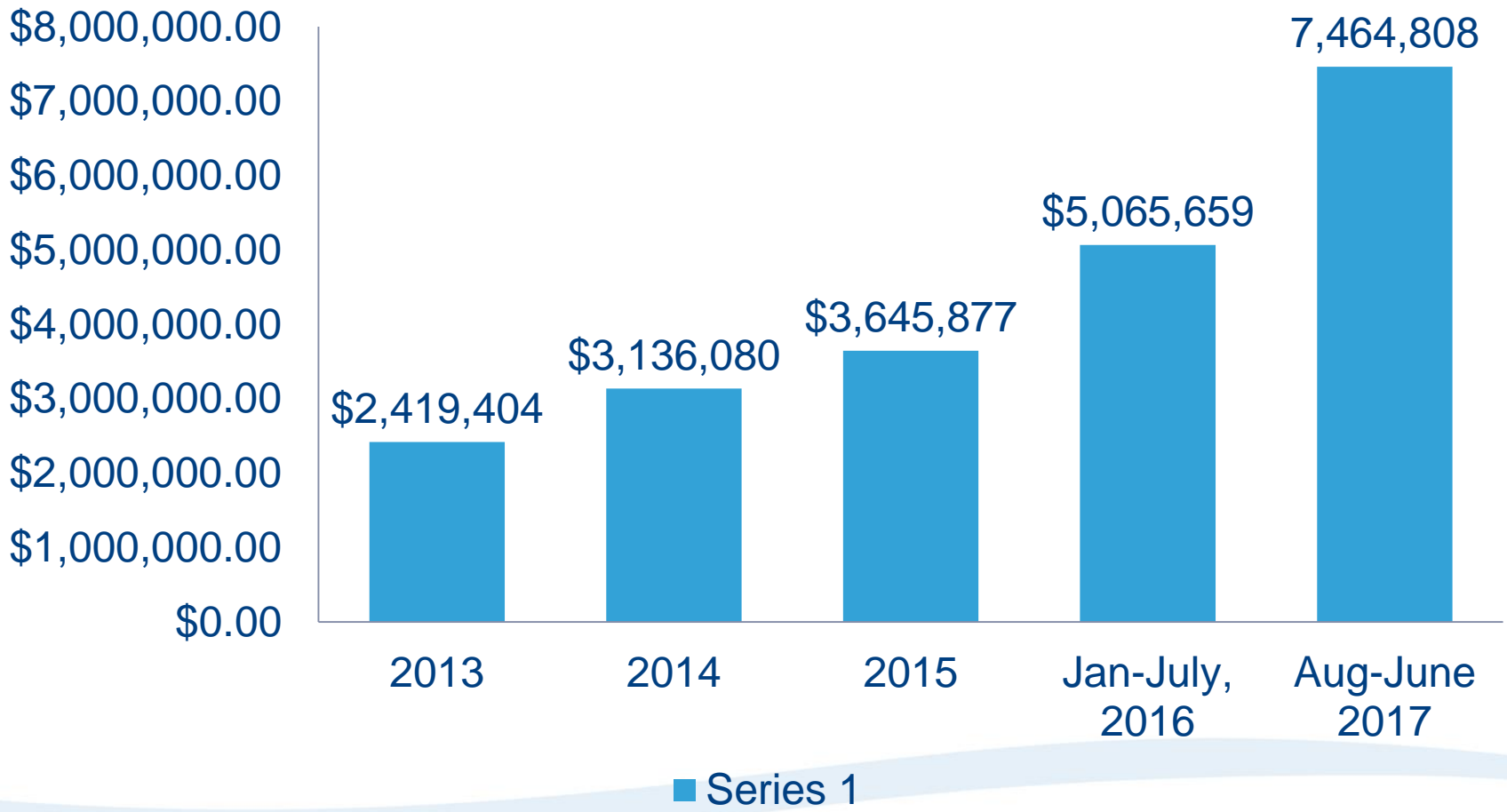
- Housing Blitz (Old North Hampton)
- New Special Events Rules – trying to increase smaller neighborhood focus events
- Community Explosions
- North Phoebus Community Day of Service
- ABCD Pilots in Phoebus and Shell Road



Safe & Clean Results




Reinvestment in S&C Areas



Safe & Clean Next Steps



Next Steps

- Incorporating the Asset Based Community Development Model
 - Pilot Programs underway in North Phoebus and Shell Road
 - Partnerships with the community, faith based, civic and governmental entities
- 

ABCD Shell Road

- Identified concerned community members (Community Connectors)
- Organizing meetings to identify assets (Convening that was open to the public)
- Identified areas of concern
- Organized Community Action Teams (CATs)
- Begin to meet in CATs to discuss solutions to address challenges

ABCD Shell Road

- Identified concerned community members (Community Connectors)
- In partnership with Neighbor Commissioner surveyed residents about assets and concerns
- Conducting “Host Home Meetings” throughout Wythe
- Helping to develop relationships and discussion early in the process

ABCD Challenges

- Complete paradigm shift for all involved
- Residents understanding that this effort is about what residents are willing to do to address issues with staff support (not about what they think the City should do)
- Staff understanding that they cannot dictate or control the feelings of residents
- Staff understanding that there are things that fall outside of the ABCD process that the City will do in these areas

Change Youth Violence Prevention Title

- Proposing a name change...
- From “Youth Violence Prevention Office”
- To the “Office of Youth Opportunities”

Reason for the Change to “Office of Youth Opportunities”


- New name more accurately reflects the work of the office
- Youth Violence Prevention – to some has a negative connotation
- Old name may have inadvertently:
 - inappropriately stereotyped young people
 - Served as a deterrent for participation by youth
 - Served as a deterrent for participation for community partners
 - Not accurately reflected the daily work

End

- Questions?

HAMPTON VA

2017 Office of Youth Opportunities Update



2016 Summer Youth Employment

- 80 vacancies
 - 99 students recruited
 - 69 students currently active.
 - 2 Success Coaches
- 

2016 SYEP Employment Sites

External


- Glazed Doughnuts
- Mango Mangeaux
- Simply Panache
- Dollar Value
- Joyful Care Child Care Center
- MALD Academy
- Hair 4 U
- 5 Star Mechanical
- II Kute Boutique
- National Park Service Ft. Monroe

2016 SYEP Employment Sites

Internal

- Virginia Department of Health–WIC
- Health Families
- Information Technology
- Parks, Recreation and Leisure Services
- Public Libraries
- Citizens Unity Commission

Cities United Partnership

- 2017 Urgency of Now
 - 2017 National Convening Minneapolis, MN
 - Road Map
 - City Lead Planning Lab
 - 2019 National Convening Hampton VA
- 

Committee Participation

- Safe and Clean
 - ABCD Pilot Initiatives North Phoebus and Shell Rd
- JDAI Collaborative
- H.C.S. Climate and Culture Task Force
- Hampton Schools Stakeholders
- Hampton Workforce Stakeholders-
Economic Development

Public Safety Partnerships

- Hampton Fire Division
 - Camp Prospect, July 23-29, 2017
 - Daily or weeklong program.
- Hampton Police Division
 - VA Rules Camp, August 28-September 1, 2017.
 - Rising 6th-9th grade students in Hampton


Additional Partnerships

- **Community Explosions**
 - Community engagement
 - Relationship building
- **Botvin Life Skills Curriculum**
 - Life Skills Program
 - 297 students completed the program
 - 12 total sites
 - 1 alternative education setting
 - 5 elementary schools
 - 6 middle schools

Cities United Partnership

- 2017 Urgency of Now Regional Convening
 - Inaugural Planning Lab
 - Road Map Development
- 

FY18 Initiatives

- Mentoring
 - R.E.S.E.T.
 - Road Map Development
 - Re-Imaging Campaign
 - S.Y.E.P. Pipeline
 - Hampton Hoops
 - Online Resource Guide
- 

FY 2018 Initiatives

- School Based Mentoring Initiative
 - Black Male Focused
- Partnership with Big Brothers Big Sisters
- Pilot program will initially consist of 20 – 25 employees to serve as mentors
- 1 hour per week commitment
- Must pass background checks and complete training

Community Based Trauma Response

- R.E.S.E.T.
Rapid **E**ngagement of **S**upport in the **E**vent of **T**rauma
- 311 Call Center, Hampton Police Division, Youth Opportunities and Victim-Witness Services


FY 2018 Initiatives

- Road Map Development
 - Re-Convene Hampton United
 - Tiered Approach
 - Policy, Program, Implementation, Evaluation
 - Youth advisory and citizen review

Re-Imaging Campaign

- Increase awareness
 - Positive Efforts and Individuals


Pipeline for S.Y.E.P.

- Business Community Partnership
 - Training Component
 - Participant Evaluation
 - Transition Process
- 

Hampton Hoops

- 7 week program
- 8 teams per age group
- 8 player minimum, 10 player maximum
- Information Sessions from Community Partners
- Volunteer Supported
 - (Coaches, Team Parents, Information Sessions)
- Self-Selected Community Service Projects
- Access to opportunities for educational advancement and parenting programs.

Online Resource Guide

- Web based
 - Searchable
 - Mapping
 - Concise Information
- 

Questions

