

HAMPTON VA



Covid-Relief



American Rescue Plan Act of 2021



**City Council Presentation
September 22, 2021**



Overview

- Brief Recap of the American Rescue Plan Act (ARPA) of 2021
- Review Project Rankings
- Review Draft Proposed Budget
- Recap Additional ARPA Fund Sources
- Discussion and Questions

Introduction of the Act

- March 11, 2021 - President signed the ARPA of 2021
 - \$1.9 trillion economic stimulus package aimed to help the country's economy return to pre-COVID strength.
- May 10, 2021 - U.S. Department of the Treasury
 - Announced the launch of the Coronavirus State and Local Fiscal Recovery Funds, established ARPA
 - \$350 billion in emergency funding for eligible state, local, territorial, and tribal governments.
 - Issued an Interim Final Rule to implement the Coronavirus State Fiscal Recovery Fund & Coronavirus Local Fiscal Recovery Fund

City's Allocation Amounts

Category	Amount
Metro City	\$22,533,427
County	<u>26,126,991</u>
Total	\$48,660,418

- Allocated over two years
 - \$24,330,209 was received June 2021
 - \$24,330,209 should be received June 2022
- Recommend set aside 20% in contingency funds initially (\$9.73 million total)
 - Can release to do more priority projects based on progression of COVID pandemic
- Deadlines
 - Funds obligated by December 31, 2024
 - Project completion by December 31, 2026

ARPA Funding Categories

- Also allows for revenue recovery
 - Flexible money that could be used for a broad range of projects and initiatives
 - \$25,564,155 - current estimate for 12 months ended December 31, 2020
 - Permitted to recalculate through December 31, 2023
- Expenses eligible under CARES Act are generally still allowable
 - Response to COVID
 - Individual, non-profit and business recovery needs, etc.
- ARPA guidelines identify four primary funding categories:
 - Water and Sewer Infrastructure
 - Broadband Infrastructure
 - Public Health Needs
 - Behavioral Healthcare Needs
 - Target to economically disadvantage communities, as defined by HUD's Qualified Census Tract

Next Steps After Today's Ranking

- Continue to monitor federal information for additional guidance
- Re-engage the Council to provide the additional information as needed
- Review and adjust recommended budget as needed
- Initiate projects

ARPA Allocations by Category

Category	Funding by Average (\$)	Average as a %	Funding by Median (\$)	Median as a %
1. Direct assistance to individuals, businesses, non-profits	6,256,339	12.86%	4,866,042	10%
2. Addressing Conditions exacerbated by COVID (poverty, mental health, housing, crime)	9,036,935	18.57%	7,299,063	15%
3. Infrastructure Needs – facility improvements, broadband, water, sewer, stormwater, costal resiliency	17,031,146	35.00%	19,464,167	40%

ARPA Allocations by Category – cont.

Category	Funding by Average (\$)	Average as a %	Funding by Median (\$)	Median as a %
4. Capital Projects – previously unfunded projects	7,646,637	15.71%	7,299,063	15%
5. Capital Projects – advancing previously approved projects to create more capacity and/or financial flexibility	8,689,360	17.86%	9,732,084	20%
Totals	\$48,660,418	100%	\$48,660,418	100%

Tier Ranking

Color	Tier Number	Rank Priority
	1	High
	2	Moderate
	3	Low

Category of Funding

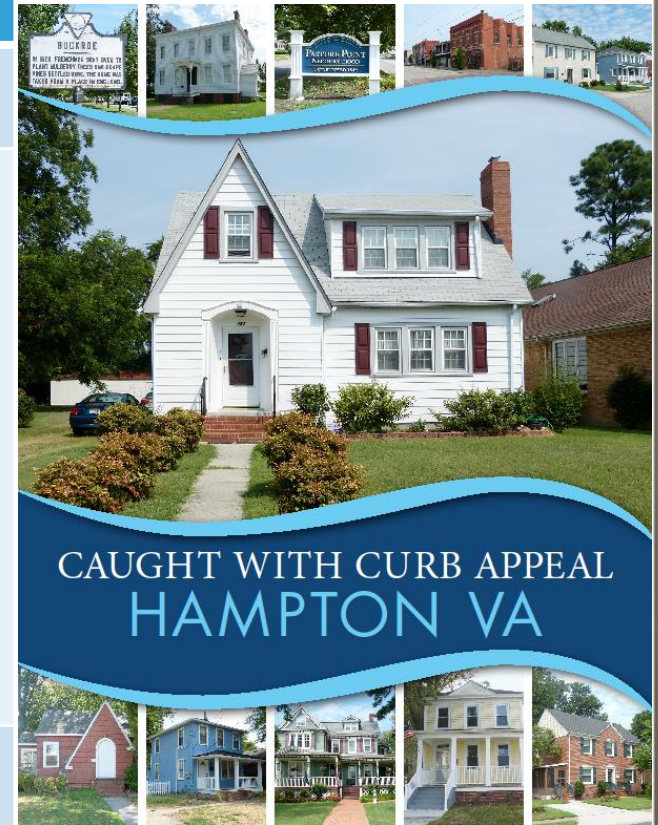


PANDEMIC RECOVERY

direct assistance to individuals, business, non-profits

Home Repair Assistance Grant Program

Titles	Information
Project Number 1	Presenter: Steven Bond
Description	<ul style="list-style-type: none">• Provide supplemental funding to support home rehabilitation grants for homeowners currently on the waiting list of over 300 households.• Estimated cost per project is \$20,000 to \$40,000 per project.
Cost Estimate	\$500,000




PPE and Portable Decontamination Equipment

● Titles	Information
Project Number 2	Presenter: Steven Bond
Description	<ul style="list-style-type: none">• Fire will purchase PPE and either Bio quell or AeroClave portable decon units.• Surplus of personnel PPE to include P-100 masks and filters, N95 masks, gowns, face shields, and gloves.• Proper, thorough, and frequent decontamination of medical transport units and station facilities is paramount.• Purchase commercial decon equipment that will allow for indirect-personnel involvement to property and thoroughly decon personnel and patient-occupied spaces in thorough manner.
Cost Estimate	\$150,000



Parking Vehicles on Unimproved Surfaces in Residential Areas Grant

Titles	Information
Project Number 3	Presenter: Steven Bond
Description	<ul style="list-style-type: none">• Provide grants to homeowners to implement driveway improvements to comply with the parking on lawns ordinance.• Estimated cost for constructing a ribbon driveway (25" long X 2.5' wide for 2 strips) - \$525 - \$775, including materials and labor.
Cost Estimate	\$75,000




Residential Real Estate Tax Grant Assistance Program

Titles	Information
Project Number 4	Presenter: Steven Bond
Description	<ul style="list-style-type: none">Grant program to provide some relief for homeowners impacted by pandemic induced assessment increases between FY2021 and FY2022
Cost Estimate	\$500,000



United Way's Regional Collaborative Recovery Plan

 Titles	Information
Project Number 5	Presenter: Steven Bond
Description	<ul style="list-style-type: none">• The Community Assistance Network (CAN) funds will support three vital human services areas: CAN Resources, Non-Profit Recovery Response Open Grants and Pre-Selected Partner Support.• Use of funds will be based on the greatest proven needs and will adhere to established guidelines reflecting fiscal responsibility.• Request is a part of a total regional collaborative budget in the amount of \$9,739,473 from nine jurisdictions.
Cost Estimate	\$2,919,625

**United
Way**



Category of Funding




PANDEMIC RECOVERY

addressing conditions exacerbated by COVID (poverty, mental health, housing , crime)


Behavioral Health Docket

Crisis Teams Model

 Titles	Information
Project Number 6	Presenter: Steven Bond
Description	<ul style="list-style-type: none"> BHD is working to secure funding to implement a “crisis team” model Team available to provide interventions with mentally ill individuals currently dealt with by police. Teams would be on call for such interactions and would help provide resources as an alternative to policing behavioral issues.
Cost Estimate	\$267,000 (1 year) \$801,000 (3 years)



Breaking the Cycle of Poverty and Crime/Youth Violence Initiatives

 Titles	Information
Project Number 7	Presenter: Steven Bond
Description	<ul style="list-style-type: none"> • Dedicate 5% of the ARPA funds towards Youth Violence Prevention initiatives as recommended by Cities United. • Initiatives could include: • Credible messengers and community liaisons program; • Employment programs for court involved youth and adults; • Expand services for those participating in or at risk of participating in gun violence; • Trauma counseling; • Counseling services for those exposed to violence, etc.
Cost Estimate	\$2,435,000 (3 years)



HAMPTON YOUTH COMMISSION



YOUTH VOLUNTEER OPPORTUNITIES

The following nonprofits accept youth volunteers. Please note age requirements, although many will accept younger volunteers with an adult. For details, call the nonprofit directly.


<p>Opportunities for Youth 12+</p> <ul style="list-style-type: none"> • Chesapeake Humane Society (With Adult) • Families of Autistic Children in Tidewater • Foodbank of Southeastern Virginia • Jewish-Christian Outreach Center (With Adult) • Norfolk Botanical Garden (With Adult) • Norfolk SPCA (With Adult) • Norfolk Public Library (With Adult) • Special Olympics VA (With Adult) • Salvation Army (With Adult) • Virginia Living Museum (With Adult) 	<p>Opportunities for Youth 15+</p> <ul style="list-style-type: none"> • Chesapeake Regional Health Foundation • The Children's Center CH2D • Community Alternatives (With Adult) • Girls on the Run: Hockley Hampton Roads • LGBT Life Center
<p>Opportunities for Youth 13+</p> <ul style="list-style-type: none"> • Ability Center • Princess Anne Hunt Club Foundation • The Mariners' Museum • USO of Hampton Roads & Central VA • Virginia Aquarium & Marine Science Museum • Virginia Beach SPCA • Virginia Museum of Contemporary Art 	<p>Opportunities for Youth 17+</p> <ul style="list-style-type: none"> • Boys and Girls Club • Catholic Charities • Chesapeake Bay Foundation • The Elizabeth River Project • Hockley Creek Wildlife Foundation • Juvenile Diabetes Research Foundation • REACH, Inc. • Ronald McDonald House Charities of Norfolk • The Union Mission • United Jewish Foundation of Tidewater • Garden of Hope

Opportunities for Youth 14+

- East Kids
- Lake Taylor Transitional Care Hospital
- Military Aviation Museum
- Nauticos
- Sentara Norfolk General Hospital
- St. Mary's Home for Disabled Children
- Tidewater Arts Outreach (With Adult)
- Virginia Zoological Society

For more information on this & a listing of volunteer opportunities, please visit our website at www.youthcenter.org

Enhanced TANF Assessment and Planning Team

 Titles	Information
Project Number 8	Presenter: Steven Bond
Description	<ul style="list-style-type: none"> Funding for all 603 TANF recipients to receive a comprehensive assessment, Career Pathways individualized Service Plan and a cohort of wrap around support to help strengthen and stabilize the cities most vulnerable citizens and families. Comprehensive assessment includes: a site visit, demographic information, mental status exam, vocational assessment and benefits/budgeting and recommendations Cost of assessment is \$2,640. The total cost for all TANF recipients would be $603 \times \\$2,640 = \\$1,591,920$
Cost Estimate	<p style="text-align: center;">\$1,591,920</p> <p>This project can be scaled down if needed.</p>




Transitions Assistance

● Titles	Information
Project Number 9	Presenter: Steven Bond
Description	<ul style="list-style-type: none">• Additional assistance to support service increases due to an uptick of domestic violence during the COVID-19 pandemic.
Cost Estimate	\$100,000



Hampton-Newport News Community Services Board

 Titles	Information
Project Number 10	Presenter: Steven Bond
Description	<ul style="list-style-type: none">• Purchase space for a comprehensive Crisis Receiving Center that will include a CITAC, 23-hour observation chairs, and an expanded crisis stabilization unit, increasing capacity from our current 11 beds to 16 beds
Cost Estimate	\$750,000



HAMPTON-NEWPORT NEWS
COMMUNITY SERVICES BOARD

Transitional Housing for Homeless

Titles	Information
Project Number 11	Presenter: Steven Bond
Description	<ul style="list-style-type: none">• Proposal for Hampton and Newport News to jointly build or renovate a facility for transitional housing for the homeless.• This project would be located in Newport News
Cost Estimate	\$5,000,000



Forkids
Help Us Help Homeless Families



Category of Funding



INFRASTRUCTURE NEEDS

facility improvements, broadband, water, sewer, stormwater, coastal resiliency

Dredging Waterways

Titles	Information
Project Number 12	Presenter: Jason Mitchell
Description	<ul style="list-style-type: none">Dredging program to maintain public channels, creeks, basins, and outfalls. Public Works is currently studying the details to conduct an annual dredging operation within our stormwater program. Investment in qualified staff and equipment, (\$3M one time; \$500K annually). This project also includes contract dredging of the upper Hampton River (\$2M) and Back River/Wallace Creek (\$1M).
Cost Estimate	<p>\$6,000,000</p> <p>This project was one of the top ranked projects from Council's February ranking session.</p>



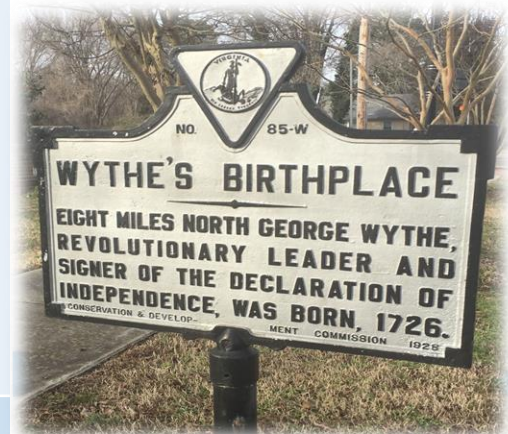
Maximizing of the Existing Stormwater System Capacity

● Titles	Information
Project Number 13	Presenter: Jason Mitchell
Description	<ul style="list-style-type: none">This project will fund Resilient Hampton projects such as Big Bethel Blueway, Honor Park, Downtown Living Shoreline, Lincoln Street Landing Park, etc. Funding these projects will also free up capacity in the Stormwater Fund to thoroughly clean portions of our existing stormwater system to increase its capacity and reduce flooding.
Cost Estimate	\$10,000,000



Neighborhood Drainage Improvements

Titles	Information
Project Number 14	Presenter: Jason Mitchell
Description	<ul style="list-style-type: none">Proposed improvements include curb and gutter, stormwater system upgrades, paving of neighborhoods streets such as Aberdeen Gardens, Dunbar Gardens, Shell Road area and Greater Wythe neighborhood.
Cost Estimate	\$6,400,000





Buckroe Beach Nourishment


Titles	Information
Project Number 15	Presenter: Jason Mitchell
Description	<ul style="list-style-type: none">Buckroe Beach nourishment project will restore the width of the beach to provide shoreline protection and flood prevention
Cost Estimate	\$7,000,000

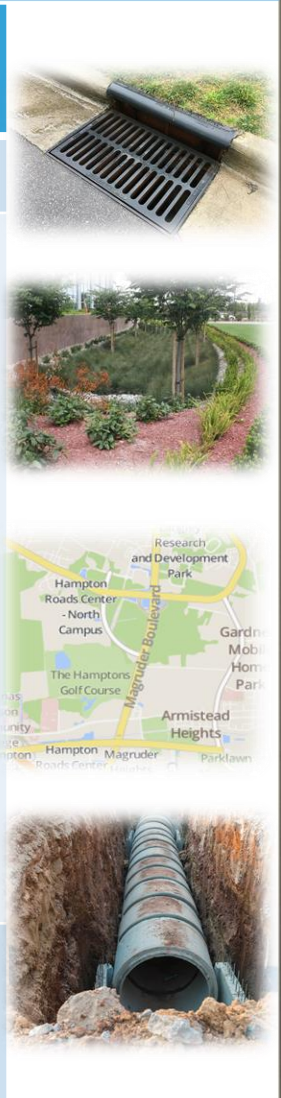


Coliseum Lake Weir Retrofit

Titles	Information	
Project Number 16	Presenter: Jason Mitchell	 
Description	<ul style="list-style-type: none">The Coliseum Lake Weir is located downstream, adjacent to Newmarket Creek and no longer functioning properly. This retrofit will reduce tidal inflow and allow the continued use as a water quality feature to ensure the City's compliance with Chesapeake Bay Total Maximum Daily Load (TMDL) requirements.	
Cost Estimate	\$4,550,000 This project is additional work beyond what was done in prior years	

Development Ready Sites Infrastructure

 Titles	Information
Project Number 17	Presenter: Jason Mitchell
Description	<ul style="list-style-type: none"> Water, sewer and stormwater investments are typically needed to facilitate development. This funding would be used to install, upgrade and/or renovate water, sewer and stormwater infrastructure serving various areas of the City to support future development. The projected areas include, Downtown, Buckroe, Phoebus, Hampton Roads Center business parks. Funding for this initiative can range from \$1M to over \$20M depending on the extent of investment desired by Council.
Cost Estimate	\$20,000,000 Funding can range from \$1M to over \$20M.



Hamptons Golf Course Pump Station and Stormwater Abatement

Titles	Information
Project Number 18	Presenter: Jason Mitchell
Description	<ul style="list-style-type: none">Stormwater Pump Station Improvements at the Hamptons Golf Course to irrigate the golf course and maintain the course appearance.
Cost Estimate	\$450,000




Category of Funding

The background of the slide features a stylized American flag with red and white stripes and a blue field with white stars. In the lower-left corner, there are several US dollar bills, including a prominent \$100 bill with the portrait of Benjamin Franklin. The text is overlaid on a white horizontal band that spans the width of the image.

REVENUE RECOVERY CAPITAL PROJECTS

previously unfunded projects

Enhanced Coliseum Capabilities

 Titles	Information
Project Number 19	Presenter: Jason Mitchell
Description	<ul style="list-style-type: none"> • Replacement of 50 year old scoreboard and sound system(\$2M) and replace non-function ice floor (\$1.5M). • New LED digital display scoreboard will accommodate all arena sports and can be used for other events. • Replacement of ice floor could also enable the Coliseum to host more “on ice” events and sports. • Retained earnings would usually fund CIP projects, but has been diminished due to the COVID shutdown.
Cost Estimate	\$3,500,000



Expansion of Recreational Opportunities in Neighborhoods

● Titles	Information
Project Number 20	Presenter: Jason Mitchell
Description	<ul style="list-style-type: none">• Pop-Up Truck/Vans that will be a source of kid friendly entertainment. These vehicles could circulate among neighborhoods and could provide a source of education and entertainment video based games
Cost Estimate	\$500,000




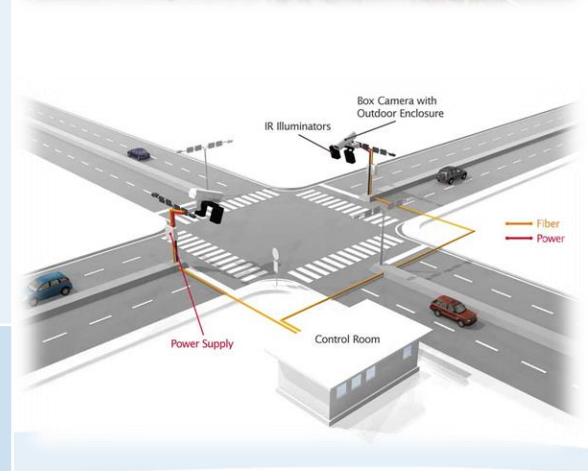
Infrastructure Security

● Titles	Information
Project Number 21	Presenter: Jason Mitchell
Description	<ul style="list-style-type: none">• Cybersecurity upgrade for City systems• New system will use artificial intelligence to isolate and delete malicious activity, such as ransomware and malware, in real time so it doesn't spread through the entire network.
Cost Estimate	\$110,000



Accelerated Infrastructure Maintenance

 Titles	Information
Project Number 22	Presenter: Jason Mitchell
Description	<ul style="list-style-type: none">The City maintains hundreds of millions of dollars of public infrastructure. This funding would be allocated for high priority repairs and renovations needed for City buildings, traffic control system upgrades and safety related roadway improvements.
Cost Estimate	<p>\$3,000,000</p> <p>The funding can be scaled up or down based on Council's desired level.</p>



Brightsigns Administrative and Emergency Notification System

Titles	Information
Project Number 23	Presenter: Jason Mitchell
Description	<ul style="list-style-type: none">An improved system is needed to stream training, educational info., and programming. A mass notification system will enable personnel to send real-time notifications, as well as CDC updates relating to Infectious Disease (i.e. COVID-19). Locations: Jail Annex, Circuit Court and Intake. 10 laptops with Windows 10 and Microsoft Office needed for the enhancement of our emergency management system.
Cost Estimate	\$33,332



City Hall

Solar Panel Installation

Titles	Information
Project Number 24	Presenter: Jason Mitchell
Description	<ul style="list-style-type: none">• Design and install solar panel array on specific city buildings. This would be a solar pilot project for evaluating larger scale implementation on other City facilities and join the growing number of local governments taking advantage of the benefits of solar energy to reduce energy bills.
Cost Estimate	<p>\$607,500</p> <p>This project could save on City utility costs, but a study would be needed to determine the actual cost benefit of the project</p>





Enhanced Parks Amenities

 Titles	Information
Project Number 25	Presenter: Jason Mitchell
Description	<ul style="list-style-type: none"> • Enhance amenities at various parks in the City. • New amenities at Grandview Nature Preserve (\$1.2M) • Mini golf to either Buckroe Beach or Bluebird Gap Farm (\$375K), • Modernizing the iconic building at Air Power Park (\$500K), • Constructing large pavilion for outdoor events at Bluebird Gap Farm or Central Park Trail (\$800K), • Implement Parks & Recreation Master Plan (\$2.125M)
Cost Estimate	<p style="text-align: center;">\$5,000,000</p> <p>This project can be scaled up or down.</p>




311 Customer Service Enhancements

 Titles	Information
Project Number 26	Presenter: Jason Mitchell
Description	<ul style="list-style-type: none">• Upgrade our current, outdated, 311 system• New system will improve service efficiency and provide a user-friendly interface with real-time access to information for our citizens and new mobile app and web design that will deliver a consistent and unified experience for all city services and all city users.
Cost Estimate	\$58,000



War Memorial Stadium Locker Rooms



Titles

Information

Project Number 27

Presenter: Jason Mitchell

Description

- Stadium has experienced multiple upgrades to its infrastructure.
- Locker rooms are still in very poor condition.
- Upgrading would improve the experience for players and make the stadium more desirable for home and traveling teams.

Cost Estimate

\$875,000




Parking Garage

Titles	Information
Project Number 28	Presenter: Jason Mitchell
Description	<ul style="list-style-type: none">• Creating denser developments to enhance the City's tax base will require structured parking in various strategic areas of the City.• Downtown, Buckroe and Coliseum Central all having parking challenges that my need to be addressed soon by building a structured parking.• Cost represent a single parking garage that can accommodate 300 - 500 spaces
Cost Estimate	\$11,000,000




Upgrade/Expand Boo Williams Sportsplex

 Titles	Information
Project Number 29	Presenter: Brian DeProfio
Description	<ul style="list-style-type: none"> • 4 new basketball courts • New 200 meter banked indoor track • Additional seating • Enhanced entrance/concession per the April 2014 Armistead Point Park Master Plan Update • Cost reflects high end of the estimate that ranges from \$22 - \$26 million. • Wetlands will have to be studied to determine whether the expansion can happen on the site
Cost Estimate	\$26,000,000



VDOT Transportation Program Match Money

 Titles	Information
Project Number 30	Presenter: Brian DeProfio
Description	<ul style="list-style-type: none">• Provide additional funding to leverage additional VDOT funded projects. The lack of City funding contributed toward State and Federal funded projects reduces the City's ability to compete for state transportation programs.
Cost Estimate	<p>\$3,000,000</p> <p>The City currently budgets \$665,000 per year in our CIP; however, these funds are committed to existing projects.</p>



Downtown Investments

Titles	Information
Project Number 31	Presenter: Brian DeProfio
Description	<ul style="list-style-type: none">• DHDP has proposed various infrastructure improvements downtown including renovations to Carousel and Mill Point Parks, improvements to the Queesway outdoor dining area.• Additional renovations proposed by staff include improvements to the Maritime Center, downtown shoreline restoration, constructing the waterfront wharf and pier near the new AREC Building, etc.
Cost Estimate	\$15,716,000 (DHDP proposed, phase 1) \$7,750,000 (staff proposed)




Nonprofit Assistance

Titles	Information
Project Number 32	Presenter: Brian DeProfio
Description	<ul style="list-style-type: none">• Provide capital or operating assistance to non-profits impacted by the pandemic, such as the Peninsula Pilots.
Cost Estimate	\$975,000




Beach Trolleys

 Titles	Information
Project Number 33	Presenter: Brian DeProfio
Description	<ul style="list-style-type: none">• Replace the existing bus that serves Buckroe with a beach-appropriate trolley to enhance rider experience and attract more riders and add a trolley to serve Grandview nature preserve.• Buckroe route will be from Jones Middle School to Buckroe Beach and the Grandview route will be from Grunland to Grandview Nature Preserve.
Cost Estimate	\$200,000



Grant Street – New Roadway

 Titles	Information
Project Number 34	Presenter: Brian DeProfio
Description	<ul style="list-style-type: none">• New road construction of Grant Street to connect the existing Grant Circle to Armistead Avenue. The roadway will help revitalize the Old Hampton Neighborhood and support the new Community Center currently being constructed. The future subdivision is dependent on the construction of the new roadway.
Cost Estimate	\$2,600,000



Hampton Roads Convention Center Upgrades

● Titles	Information
Project Number 35	Presenter: Brian DeProfio
Description	<ul style="list-style-type: none">• Replace lighting system (\$1M, \$360K to begin Phase 1)• New tables/chairs (\$300K)• Upgrade life safety system (\$60K)• Coffee shop for increased revenues (\$50K)• Booking incentive to invigorate convention sites (\$300K)• Renovate HVAC system (\$250K)• Acquire mobile point sale system: (\$30K)
Cost Estimate	\$50,000 to \$2,000,000 (depending on the selection of projects from the list)



Master Plan Funding

● Titles	Information
Project Number 36	Presenter: Brian DeProfio
Description	<ul style="list-style-type: none">• Funding for study and implementation of the new Master Plans• The economic environment has changed since many of the City's Master Plans were last updated.
Cost Estimate	\$250,000



Waterfront Property Acquisition

Titles	Information
Project Number 37	Presenter: Brian DeProfio
Description	<ul style="list-style-type: none">• Funding for acquisition of strategic waterfront throughout the City of Hampton• Some waterfront properties are needed to further Master Plan recommendations that promote economic growth and quality of life in the City
Cost Estimate	\$3,750,000




Digital Sign and Flooring

Titles	Information
Project Number 38	Presenter: Brian DeProfio
Description	<ul style="list-style-type: none">• The Virginia Air, Space and Science Center's information sign in front of the building has stopped working and needs replacement.• Flooring and carpet in the building also needs to be replaced.
Cost Estimate	\$210,000



Coliseum Drive Redevelopment



Titles

Information

Project Number 39

Presenter: Brian DeProfo

Description

- Redevelopment of Coliseum Drive between Mercury Blvd. and Pine Chapel Road to Support economic Development goals.

Cost Estimate

\$7,500,000



Langley Speedway Lights

Titles	Information
Project Number 40	Presenter: Brian DeProfio
Description	<ul style="list-style-type: none">• Upgrading Speedway lighting with 12 new light towers including new LED lights.• Under ground all electrical wires.
Cost Estimate	\$343,000



Regional Partnerships

Titles	Information
Project Number 41	Presenter: Brian DeProfio
Description	<ul style="list-style-type: none">• Conversations are ongoing with various regional partners regarding areas for potential collaboration.• Specific projects have not yet been developed, but early conversations have involved tourism, economic development, joint purchasing, etc.
Cost Estimate	\$1,000,000



Birthplace of America Trail

Titles	Information
Project Number 42	Presenter: Brian DeProfio
Description	<ul style="list-style-type: none">• Birthplace of America Trail extends the Capital Trail from Jamestown to Ft. Monroe.• 16.1 mile portion of trail through Hampton is estimated to cost \$31.7M (2017 est.).• State and federal funding sources are available, and typically require a 20% or 50% local match.
Cost Estimate	\$3,000,000



Elevated Pedestrian Walkway

Titles	Information
Project Number 43	Presenter: Brian DeProfio
Description	<ul style="list-style-type: none">• Walkway that will span Mercury Blvd. between PTC and the former Quality Inn Hotel site
Cost Estimate	\$5,800,000



Category of Funding

The background of the slide features a stylized American flag with red and white stripes and a blue field with white stars. In the lower-left corner, there are several US dollar bills, including a prominent 100-dollar bill showing the portrait of Benjamin Franklin. The text is overlaid on a white horizontal band that spans the width of the image.

REVENUE RECOVERY CAPITAL PROJECTS

advancing previously approved projects to create more capacity and/or financial flexibility

Increase Future Financial Flexibility By Funding Pay-As-You-Go Capital Projects

● Titles	Information
Project Number 44	Presenter: Brian DeProfio
Description	<ul style="list-style-type: none">• Debt service is planned to increase \$4.6M total over the next five years.• Increasing cash funding for planned capital projects or the strategic retirement of higher interest debt would create future financial flexibility by reducing the City's debt service.• Each \$5M reduction in debt would decrease- debt service by \$400k-\$500K
Cost Estimate	\$5,000,000



Additional Projects

The background of the slide features a stylized American flag with red and white stripes and a blue field with white stars. In the lower-left corner, there is a stack of US one hundred dollar bills, with the portrait of Benjamin Franklin visible on the top bill. The text is centered on a white horizontal band that spans the width of the slide.

Draft Proposed Budget

Our Approach

- Focused on funding Tier 1/Green projects
 - Staff recommended some Tier 2/Yellow
- \$48,660,418 is what Hampton will receive
 - Disbursed by the federal government over two years (\$24,330,209/yr.)
 - \$38,928,334 allocated to projects (\$19,464,167/yr.)
 - \$9,732,084 (20%) set aside as contingency (\$4,866,042/yr.)
 - Account for any additional funding needed to respond to the pandemic
 - Allocated to projects, but are contingent on funds being available

Pandemic Recovery - direct assistance to individuals, businesses, non-profits

#	Project Name	Original Total	Proposed Total	Yr. 1	Yr. 2	Cntgnt
1	Home Repair Assistance Grants	\$500,000	\$750,000	\$750,000	\$0	\$0
2	PPE & Portable Decon. Equipment	\$150,000	Fund with alternative source	\$0	\$0	\$0
	Totals	\$650,000	\$750,000	\$750,000	\$0	\$0

Pandemic Recovery - addressing conditions exacerbated by COVID (poverty, mental health, housing, crime)

#	Project Name	Original Total	Proposed Total	Yr. 1	Yr. 2	Cntgnt
6	Behavioral Health Docket Crisis Teams	\$267,000	\$801,000	\$267,000	\$267,000	\$267,000
7	Break the Cycle of Poverty and Crime / Youth Violence	\$2,435,000	\$2,435,000	\$800,000	\$1,635,000	\$0
8	Enhanced TANF Program	\$1,591,920	\$500,000	\$250,000	\$250,000	\$0
10	Hampton-Newport News CSB	\$750,000	\$750,000	\$0	\$750,000	\$0
11	Transitional Housing for Homeless	\$5,000,000	\$1,500,000	\$0	\$0	\$1,500,000
	Totals	\$10,043,920	\$5,986,000	\$1,317,000	\$2,902,000	\$1,767,000

Infrastructure Needs - facility improvements, broadband, water/sewer, stormwater, coastal resiliency

#	Project Name	Original Total	Proposed Total	Yr. 1	Yr. 2	Cntgnt
12	Dredging Waterways	\$6,000,000	\$3,000,000	\$0	\$3,000,000	\$0
13	Maximizing of the Existing Stormwater System Capacity	\$10,000,000	\$6,000,000	\$2,000,000	\$3,000,000	\$1,000,000
14	Neighborhood Drainage Improvements	\$6,400,000	\$6,400,000	\$1,387,167	\$3,612,833	\$1,400,000
15	Buckroe Beach Nourishment	\$7,000,000	\$7,000,000	\$7,000,000	\$0	\$0
16	Coliseum Lake Weir Retrofit	\$4,550,000	\$3,750,000	\$0	\$149,334	\$3,600,666
	Totals	\$33,950,000	\$26,150,000	\$10,387,167	\$9,762,167	\$6,000,666

Revenue Recovery Capital Projects - previously unfunded projects

#	Project Name	Original Total	Proposed Total	Yr. 1	Yr. 2	Cntgnt
19	Enhanced Coliseum Capabilities	\$3,500,000	\$3,500,000	\$2,000,000	\$1,500,000	\$0
20	Expansion of Recreational Opportunities in Neighborhoods	\$500,000	\$200,000	\$200,000	\$0	\$0
21	Infrastructure Security	\$110,000	\$110,000	\$110,000	\$0	\$0
22	Accelerated Infrastructure Maintenance	\$3,000,000	\$3,000,000	\$2,200,000	\$800,000	\$0
23	Brightsigns Administrative and Emergency Notification System	\$33,332	Fund with alternative source	\$0	\$0	\$0
24	City Hall Solar Panel Installation	\$607,500	\$607,500	\$0	\$0	\$607,500

Revenue Recovery Capital Projects - previously unfunded projects – cont.

#	Project Name	Original Total	Proposed Total	Yr. 1	Yr. 2	Cntgnt
25	Enhanced Parks Amenities	\$5,000,000	\$356,918			\$356,918
31	Downtown Investments	\$7,750,000	\$7,000,000	\$1,500,000	\$4,500,000	\$1,000,000
35	Hampton Roads Convention Center Upgrades	\$2,000,000	\$1,000,000	\$1,000,000		
	Totals	\$22,500,832	\$15,774,418	\$7,010,000	\$6,800,000	\$1,964,418

Grand Total - All	\$67,144,752	\$48,660,418	\$19,464,167	\$19,464,167	\$9,732,084
--------------------------	---------------------	---------------------	---------------------	---------------------	--------------------



Downtown Investments – DHDP

Sources	Amount (\$)
Previous Appropriated Funds	4,000,000
CIP Planned FY26	2,500,000
ARPA Funds	7,000,000
Total	\$13,500,000

Uses	Amount (\$)
East Queensway (King to Wine)	677,000
East Queensway (Wine to Eaton)	118,000
Riverfront Amphitheater & Bridge	3,184,000
Riverfront Park West	1,863,000
Settlers Landing Road Corridor (match \$)	1,680,000
Rudd Lane & Waterfront Wharf Project	4,000,000
Other Component Projects/Contingency	1,978,000
Total	\$13,500,000

Downtown Investments – cont. (DHDP)



Additional ARPA Fund Sources

Department	Description	Amount
Housing and Neighborhood Services Division – Community Development Department	Funds can be used for the production or preservation of affordable housing; tenant-based rental assistance; supportive services, including homeless prevention services and housing counseling; and the purchase or development of non-congregate shelter for individuals and families experiencing homelessness. (Staff is reviewing guidelines provided by HUD).	1,954,965
	Total	\$1,954,965

Next Steps

- Adjust Preliminary Funding Plan as needed
- Continue to monitor federal information for additional guidance
- Initiate projects

Discussion and Questions



Covid-Relief

**American
Rescue Plan
Act of 2021**