


# FY24 I VALUE BUDGET POLL




## I VALUE CITIZEN INPUT

**City Council**  
**March 22, 2023**

# Citizen involvement: 1,195 participants

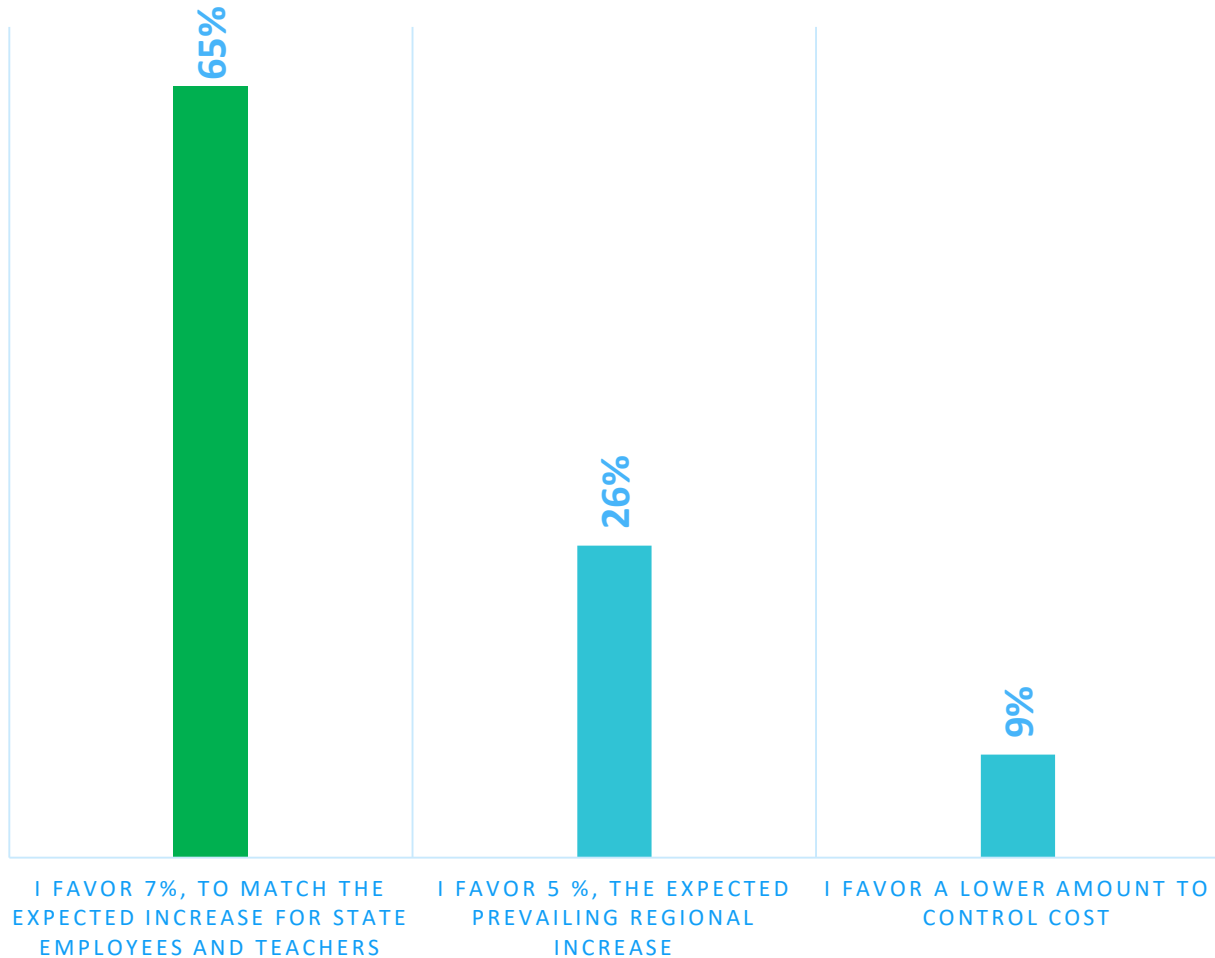
- **March 11, in-person at Hampton High**
  - 25 people polled
- **March 14, Facebook live**
  - Reached 852 people
  - 125 comments, 463 “reactions” – almost all “like” or “love”
- **Online polling from March 14-19**
  - 451 people participated





# Priorities for Compensation

# Competitive wage increases



- Residents are in favor of 7% to match the expected increase for state employees
- Most localities are discussing a 5% increase for FY24
- Hampton City Schools is proposing a 5% increase

# How important is this?

## Tier 1

I think this is a top priority for this coming budget year.



## Tier 2

I support this generally, but not necessarily this year.



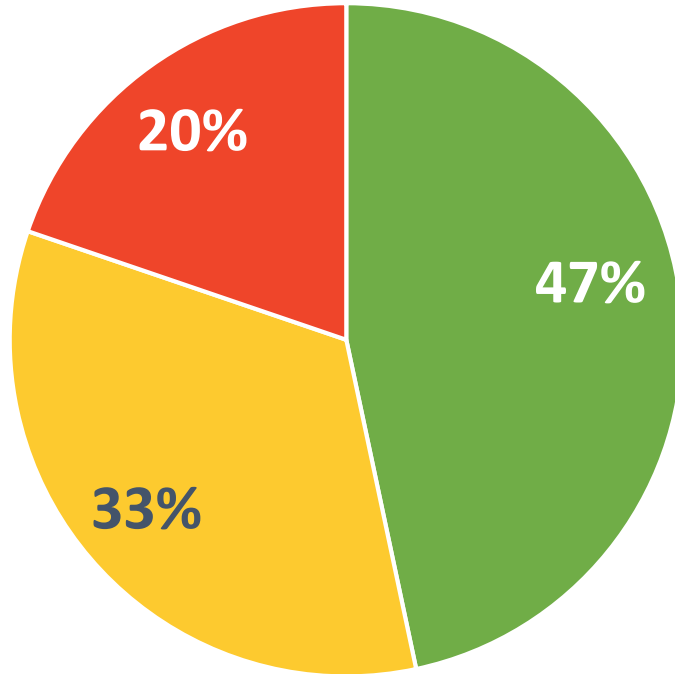
## Tier 3

I do not think this is important or realistic, given budget constraints.



# \$15/Hr. Minimum Wage Increase

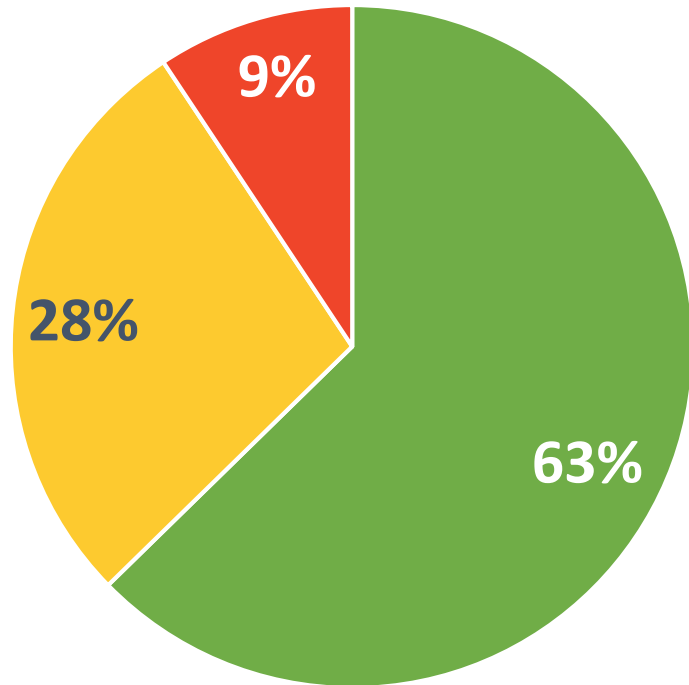
■ Tier 1 ■ Tier 2 ■ Tier 3




- Residents were in support of raising the minimum wage from the current \$13/hr. to \$15/hr.
- This rate would be higher than the state's minimum wage of \$12/hr.

# Adding Step Increases for Public Safety

■ Tier 1 ■ Tier 2 ■ Tier 3



- Residents are in strong support of ensuring Hampton stays competitive with other localities while rewarding years of service



# Priorities for new staff positions in FY24



# Most Tier 1 Votes – New Staff Positions

- Human Services
- Public Works: Traffic
- Commissioner of the Revenue
- Parks, Recreations & Leisure Services
- Public Works: Fleet
- Commonwealth's Attorney



# **More Tier 1 but not as strong – Positions**

**Largest number was green, but not by much**

- City Treasurer
- Commissioner of the Revenue

# **Middle tier** – New Staff Positions

**Largest % was yellow, but close calls**

- Public Works: Operations
- Community Development: Codes
- Community Development: Resiliency




# **Less support** – New Staff Positions

## **More Tier 3 votes**

- Community Development: Admin
- Risk Management





# Priorities for other new spending in FY24 (more than \$50K)

# **Top Priorities** – New Spending

**Strong support (more Tier 1 votes than other levels)**

- School Flashing/Warning Signs
- Community Services Board
- Riverside's Psychiatric Emergency Department
- Replacement of Pavement Markings
- Wastewater Maintenance
- Citywide Street Sign Replacement
- Bluebird Gap Farm Rentals
- Ditch Maintenance



# Strongest Tier 2 Priorities

**More votes are Tier 2; next are Tier 1**

- Overhead Tree Right-of-Way Maintenance
- Jail Information System
- Enhanced Facilities Maintenance
- VDOT Transportation Program – Money Match
- Jail Security System Upgrades
- Traffic Signal Equipment Upgrade
- Virginia Air & Space Science Center



# Next level Tier 2 Priorities

## More votes are Tier 2; next is Tier 3

- Parks Tree Maintenance Contracts
- Infrastructure for Development Sites
- Ruppert Sargent Building Generator
- Old Circuit Court Generator
- Marina & Maritime Center Repairs
- Downtown Stormwater Infrastructure
- Strategic Property Improvements
- Fleet Services Upgrades





# Least Support

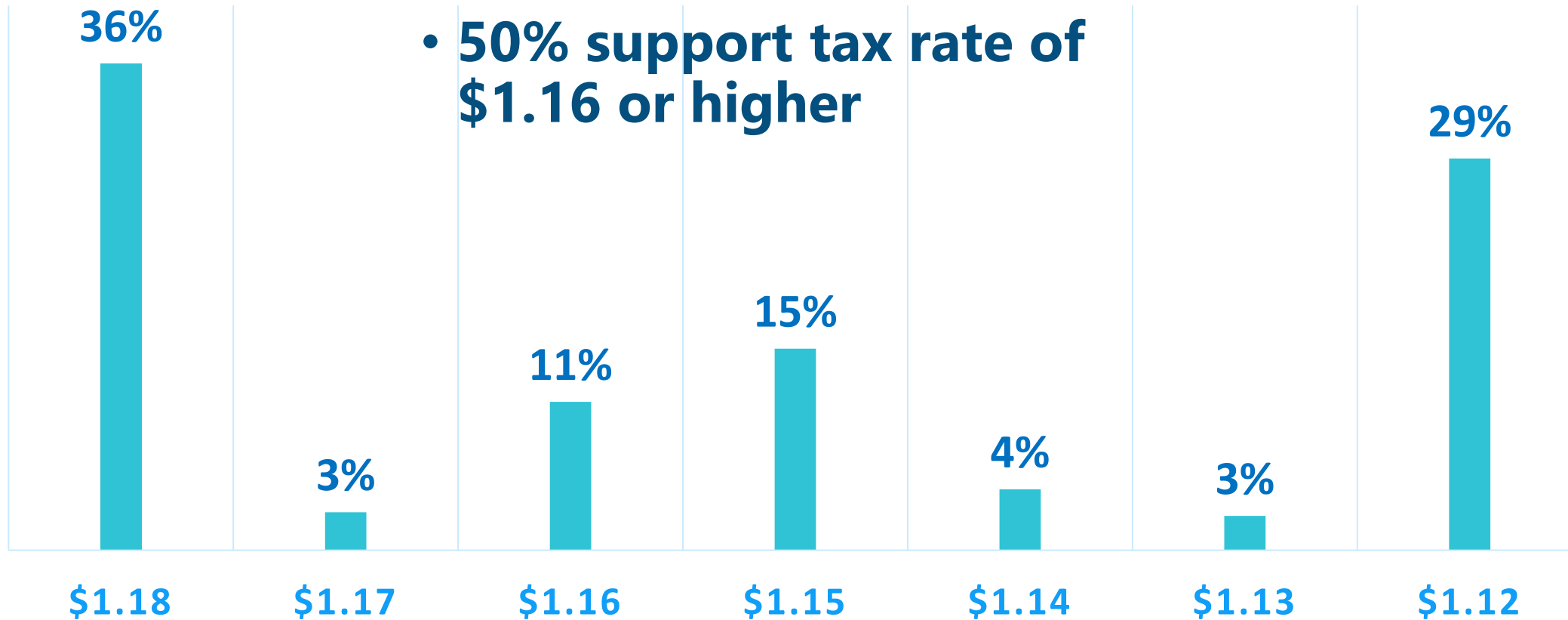
- New Fleet Facilities
- Housing Market Studies
- Settlers Landing Pedestrian Bridge
- Enhanced Downtown Beautification
- Mercury Blvd. Renovation – Phase 1
- Community Development Office Remodeling
- Public Art Pilot Project
- Sportsplex – Pave Gravel Lots





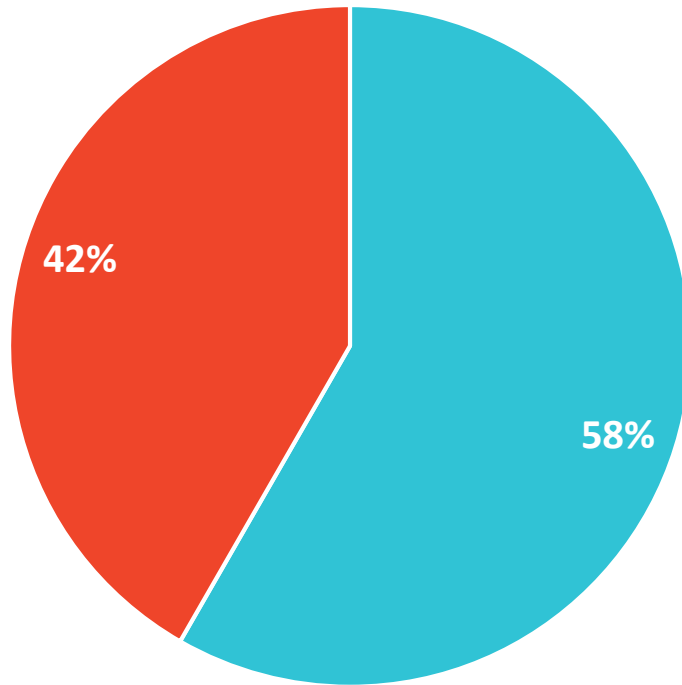
# Revenue options

# Real estate tax rate polling



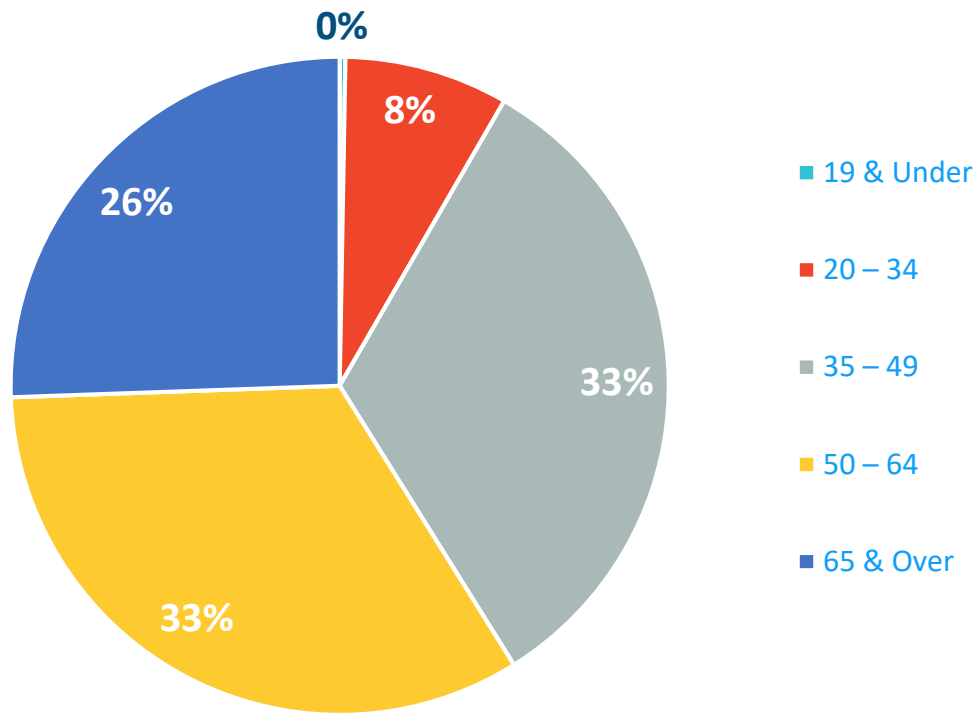
# Who participated: Gender

■ Female ■ Male



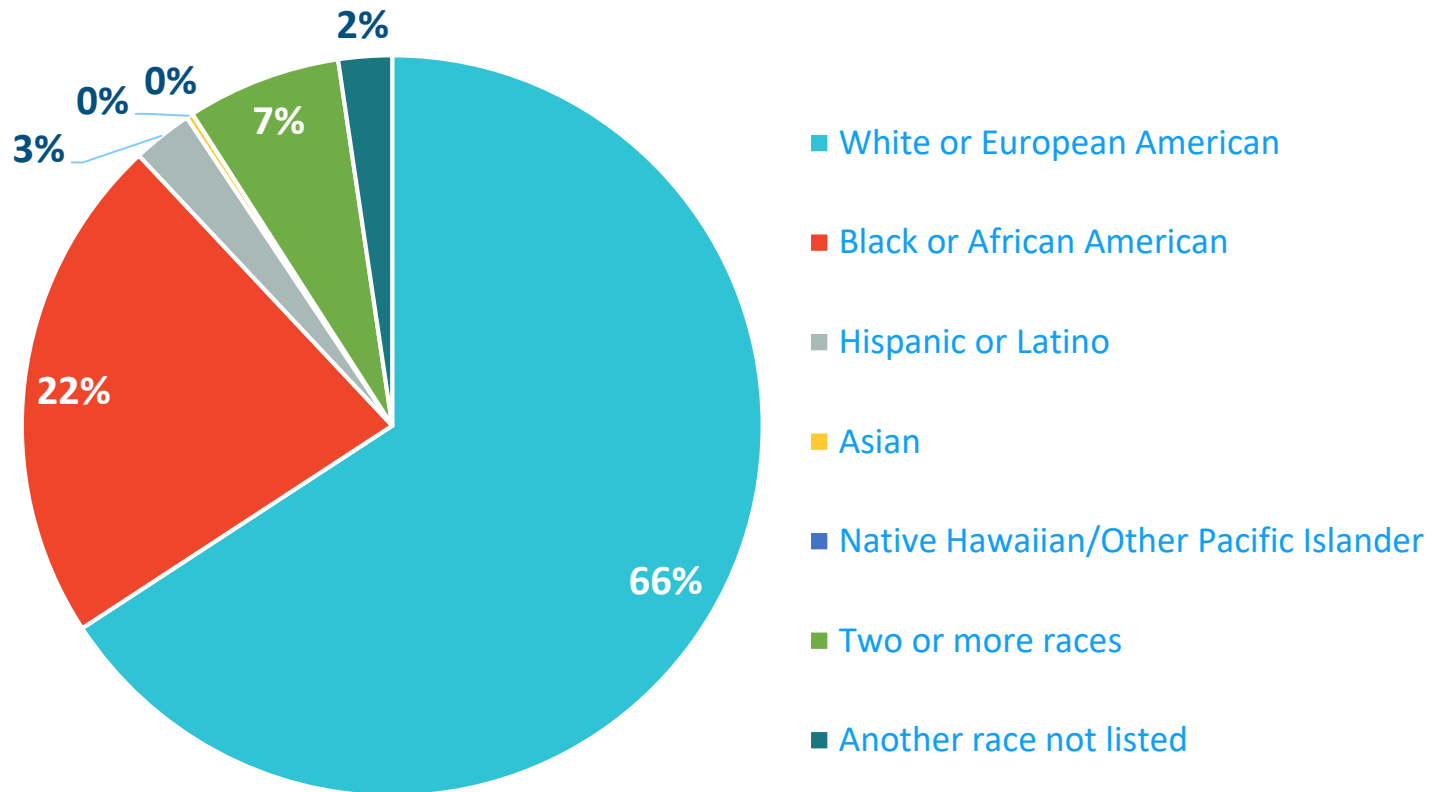
- Reflective of Hampton population
- More women took the survey this year than in FY23

# Who participated: Age



- Still similar to past years
- Ages 20-34 underrepresented
- Middle age groups slightly overrepresented
- Seniors on par with population

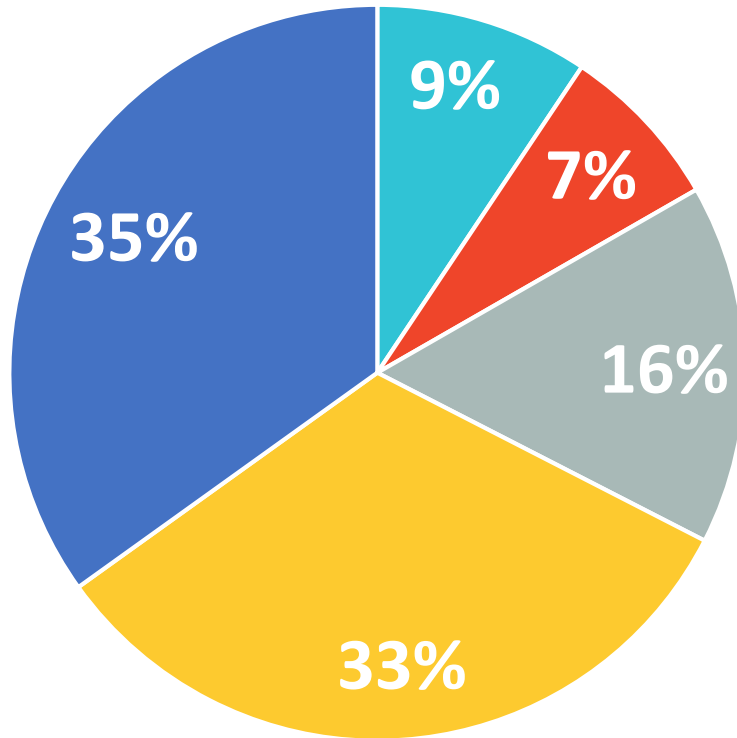
# Who participated: Race



- White people overrepresented
- Black and other races were still underrepresented

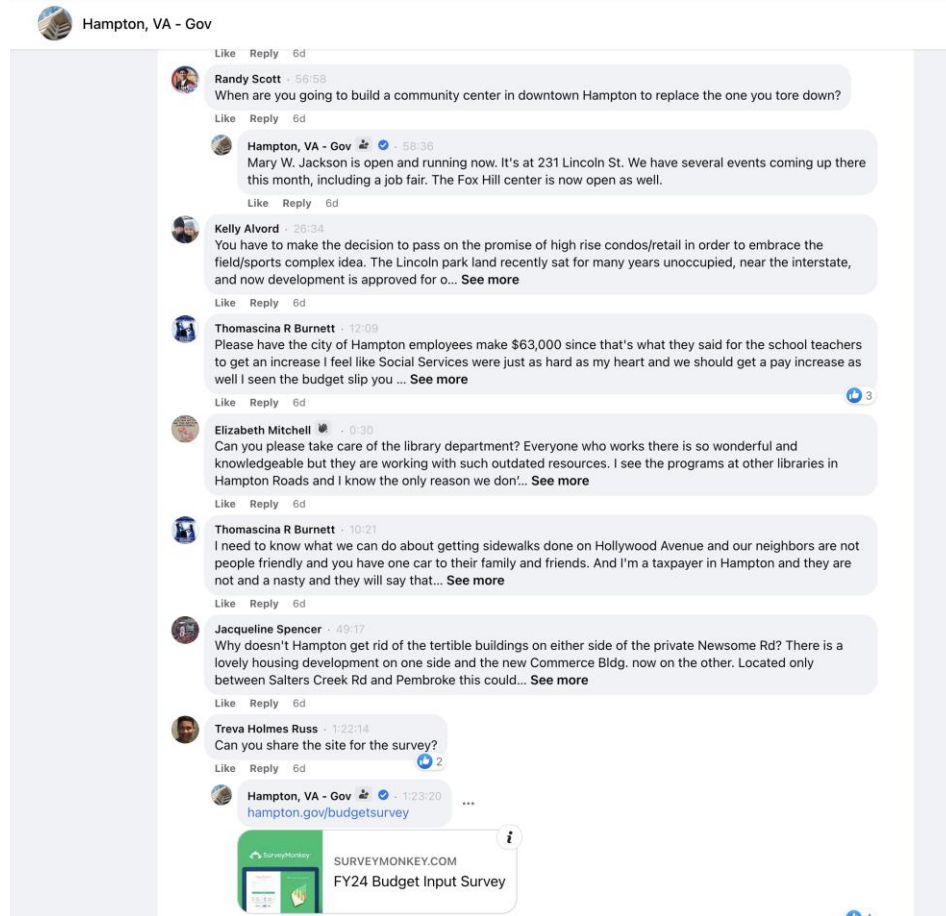
# Who participated: Geographical

■ 23661 ■ 23663 ■ 23664 ■ 23666 ■ 23669



- 23661 is Wythe (10% of population)
- 23663 is Phoebus (10%)
- 23664: Buckroe/Fox Hill (7%)
- 23666: Northampton, Riverdale, Coliseum (36%)
- 23669: Downtown, Willow Oaks (31%)

# More than 100 people left comments



- *"Thank you for providing this forum for information sharing and the surveys."*
- *"I agree with the substantial pay raises for city employees. This will definitely help with retention and attracting more employees to our city."*
- *"Mary Jackson is a wonderful facility!"*



# Next steps



- City Manager's Recommended Budget released April 15
- Public hearings April 26 and May 3
- Final vote May 10