



# HAMPTON VA

## ***Hampton Police Division City Council Presentation***

***August 12, 2020***



# State of the City



**Crime Overview**

**Patrol Operations**

**Investigations / Crimes Against Persons**

**Violent Crime & Gang Unit**

**Special Investigations Unit**

**Violent Crime Review Commission**

# Offense Data



# City of Hampton

## Part 1 Offense Comparison

Jan.-Jun.: 2019 -2020

<b>Part I Offenses</b>				
<b>OFFENSE</b>	<b>YTD 2019</b>	<b>YTD 2020</b>	<b>DIFF</b>	<b>% DIFF</b>
MURDER/NONNEG MANSLAUGHTER	8	14	6	75.00%
RAPE/SEXUAL ASSAULT	18	21	3	16.67%
ROBBERY	44	53	9	20.45%
AGGRAVATED ASSAULT	93	78	-15	-16.13%
<b>TOTAL VIOLENT CRIME</b>	<b>163</b>	<b>166</b>	<b>3</b>	<b>1.84%</b>
BURGLARY	163	143	-20	-12.27%
LARCENY	1,579	1,353	-226	-14.31%
MOTOR VEHICLE THEFT	123	108	-15	-12.20%
<b>TOTAL PROPERTY CRIME</b>	<b>1,865</b>	<b>1,604</b>	<b>-261</b>	<b>-13.99%</b>
<b>TOTAL PART I OFFENSES</b>	<b>2,028</b>	<b>1,770</b>	<b>-258</b>	<b>-12.72%</b>

Unfound Incidents are not included.



# Part-I Offenses 5 Year Comparison

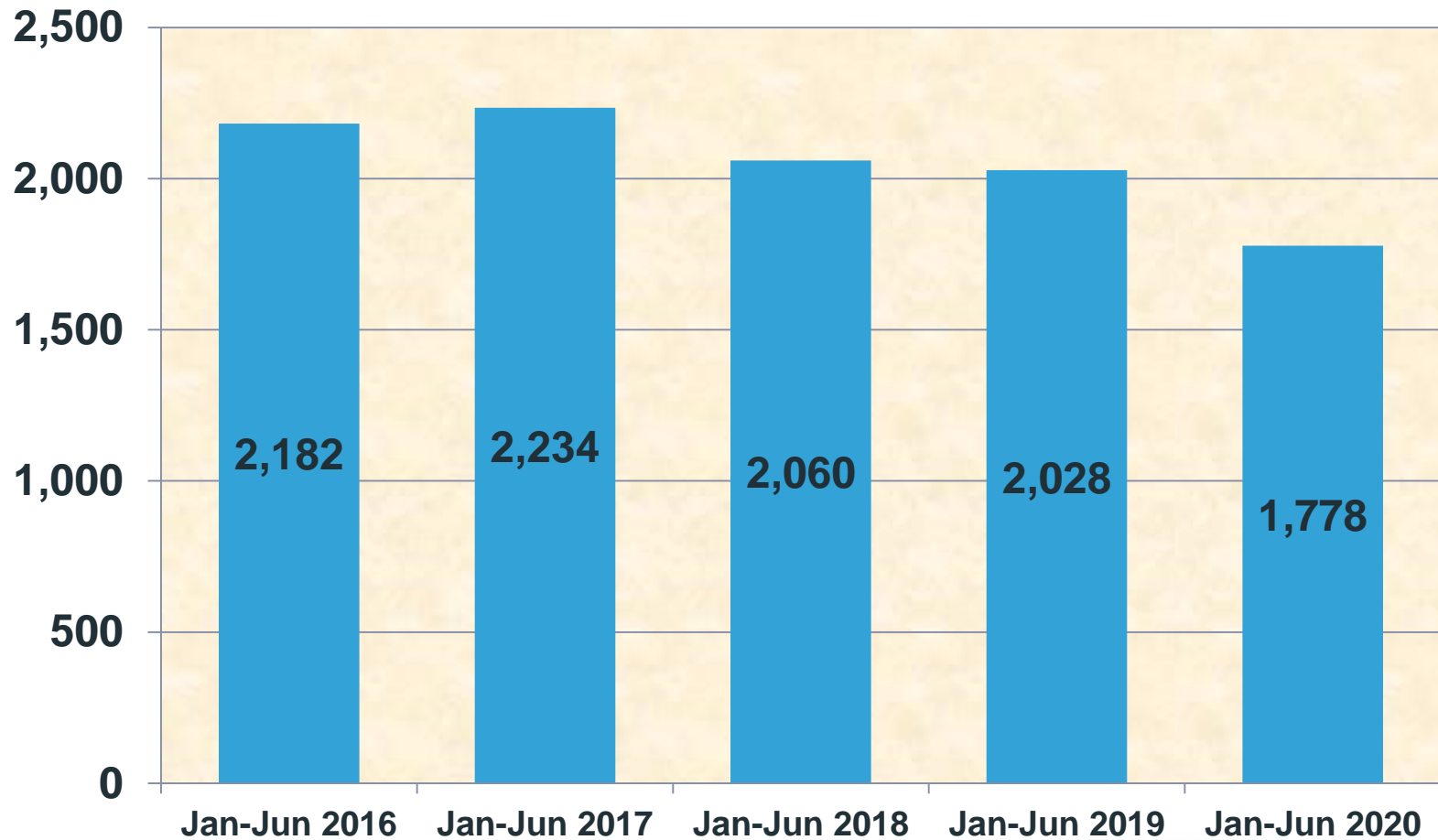
*Jan.-Jun.: 2016-2020*

***Planning, Research & Analysis Unit***



# Total Part-I Offenses: 5 Year Comparison

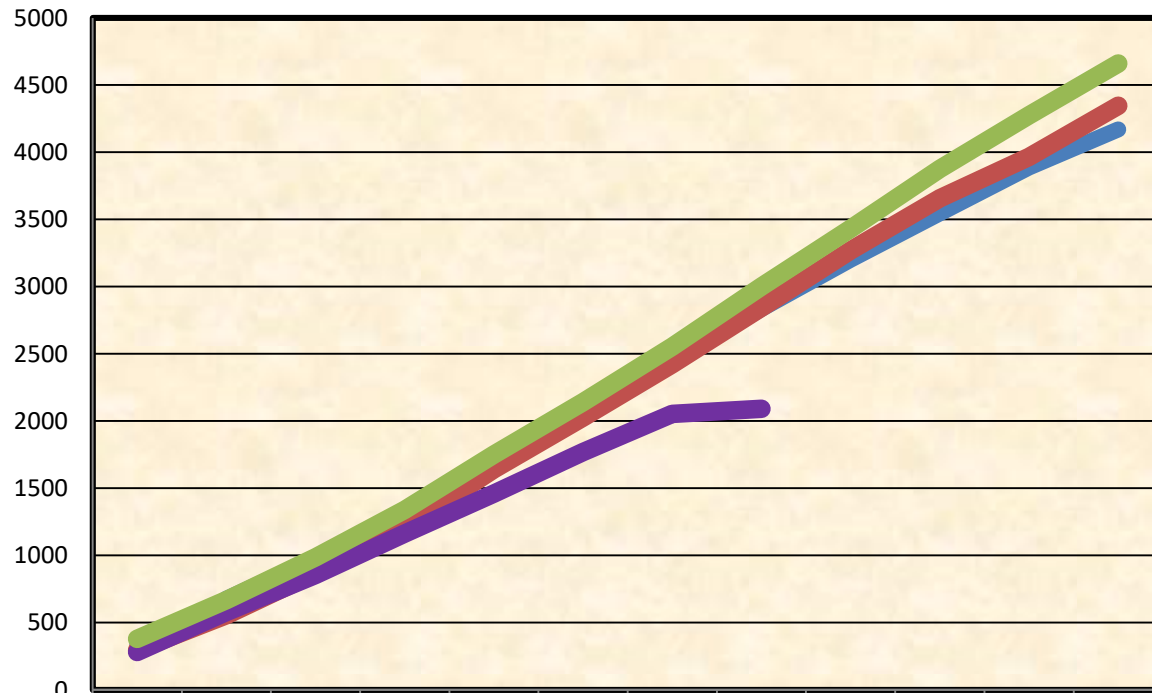
## *Jan.-Jun.: 2016-2020*



*Unfound Incidents are not included.*

# Total Part-I Cumulative Data: 2018, 2019 & YTD 20 vs. vs. 5 year Mean

**Total Part-I Offenses:  
2018, 2019, & YTD 2020 vs. 5 yr Mean**

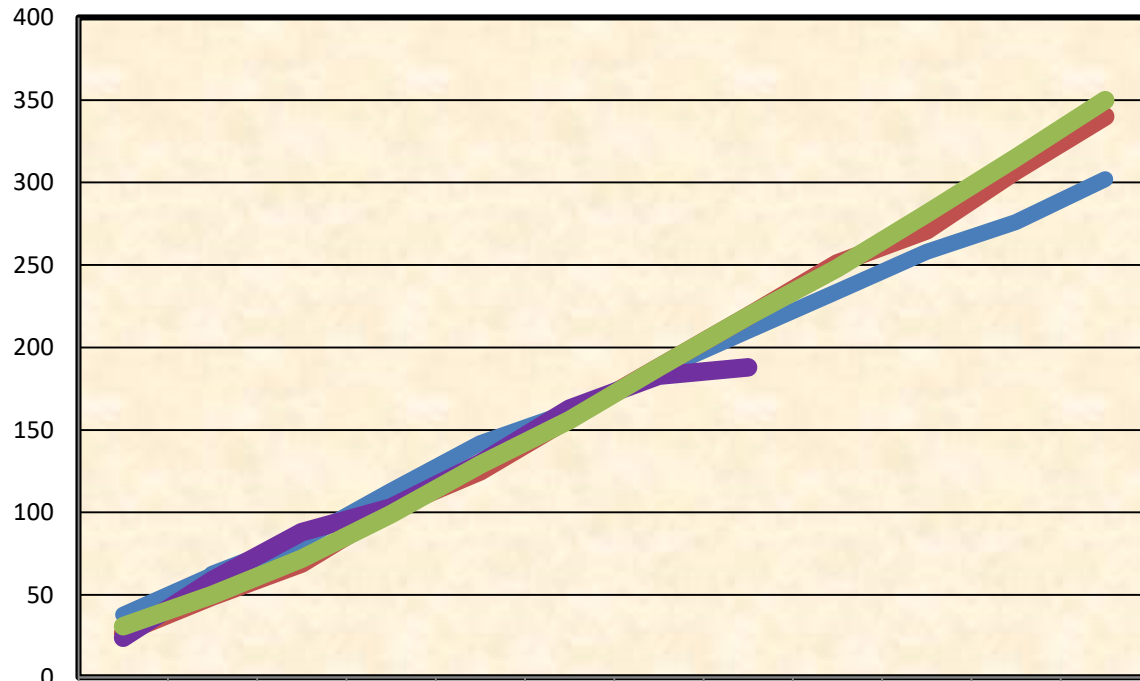


	JAN	FEB	MAR	APR	MAY	JUN	JUL	AUG	SEP	OCT	NOV	DEC
2018 Cumulative	350	666	973	1299	1657	2062	2445	2833	3201	3545	3886	4170
2019 Cumulative	295	554	869	1206	1641	2028	2422	2844	3269	3658	3966	4347
2020 Cumulative	281	578	856	1162	1461	1770	2052	2091				
5 Year Mean	379	668	986	1338	1750	2142	2553	3001	3433	3878	4276	4660

*Unfound Incidents are not included.*

# Part-I Violent Crime Cumulative Data: 2018, 2019 & YTD 2020 vs. 5 year Mean

**Part-I Violent Offenses:  
2018, 2019, & YTD 2020 vs. 5 yr Mean**



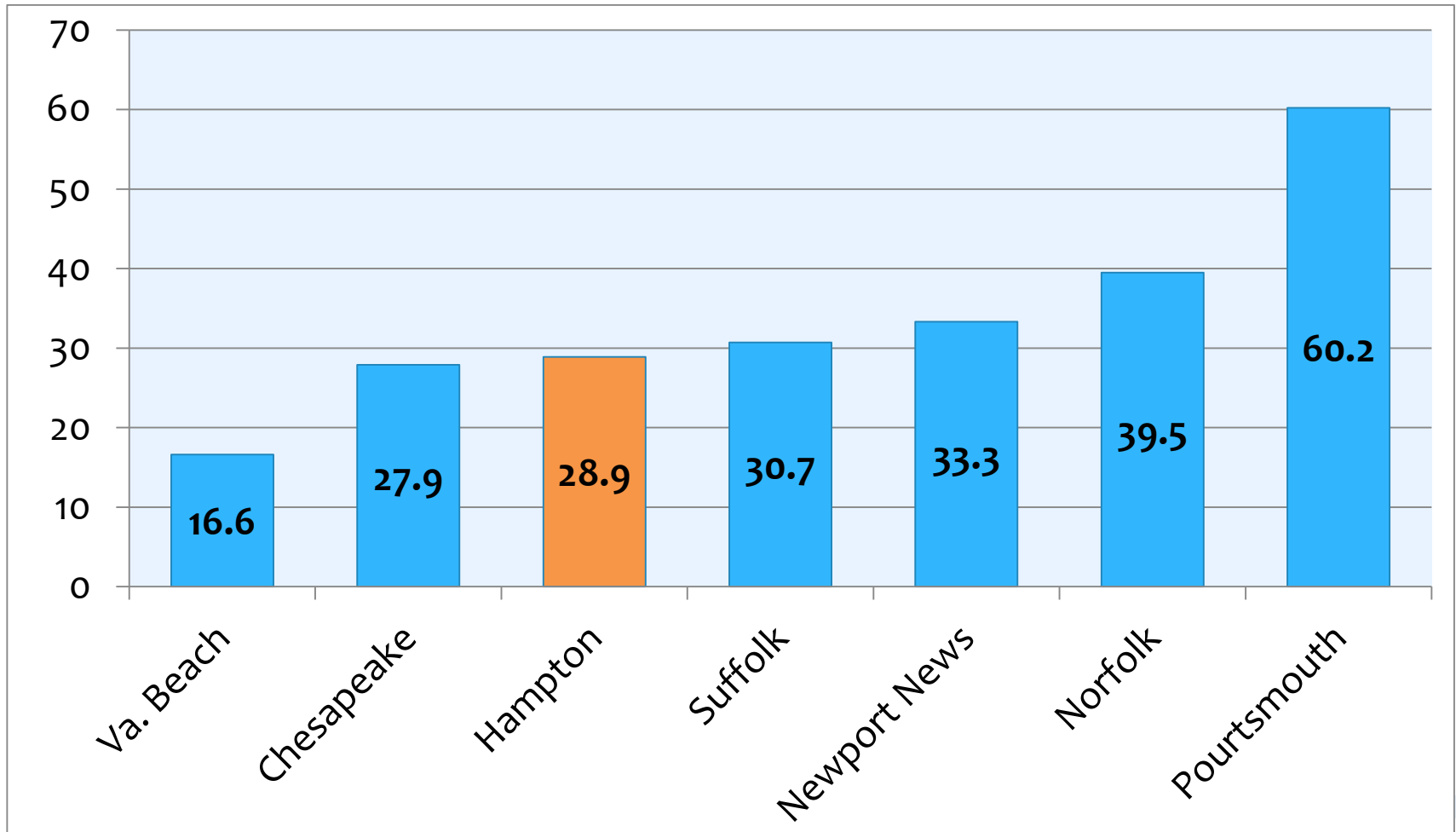
	JAN	FEB	MAR	APR	MAY	JUN	JUL	AUG	SEP	OCT	NOV	DEC
2018 Cumulative	38	62	83	113	142	161	186	210	234	258	276	302
2019 Cumulative	27	49	69	102	125	157	188	219	251	271	307	340
2020 Cumulative	24	59	88	103	130	163	183	188				
5 Year Mean	31	50	72	99	129	156	188	219	248	281	315	350

*Unfound Incidents are not included.*



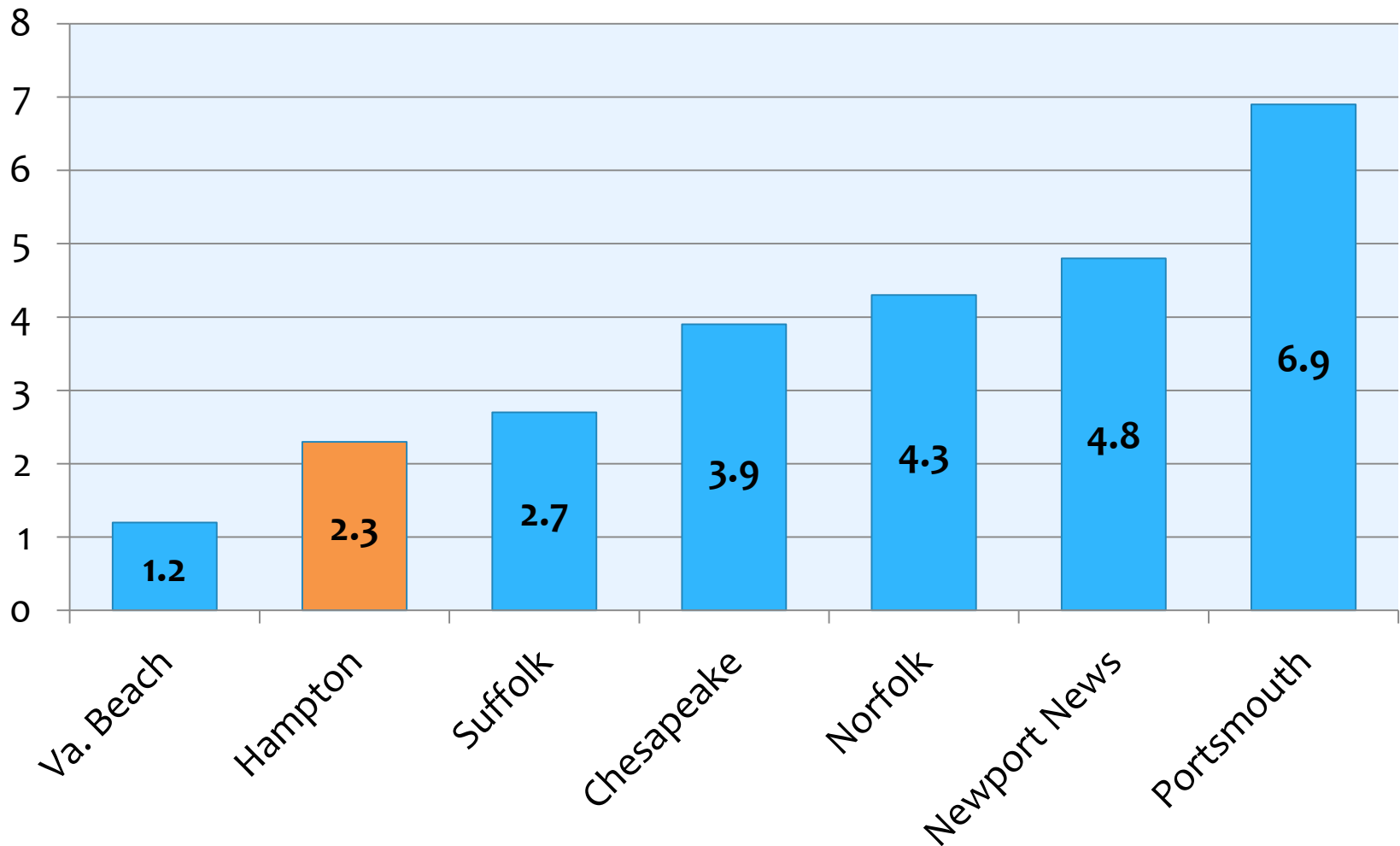
# Regional Crime Rate Year 2019

## Part-I Crimes *per 1000 Population*



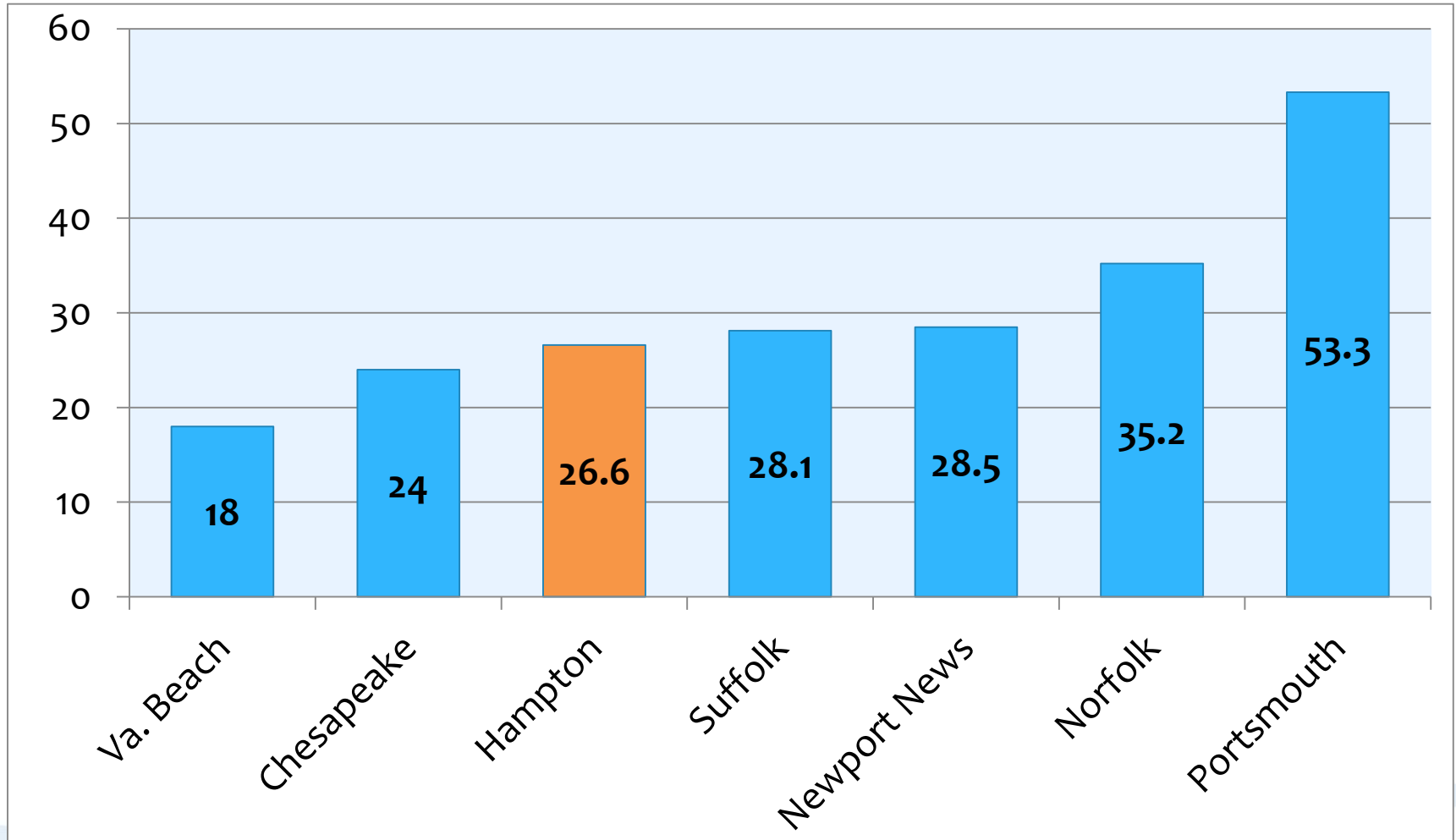
# Regional Crime Rate Year 2019

## Part-I Violent Crimes *per 1000 Population*



# Regional Crime Rate Year 2019

## Part-I Property Crimes *per 1000 Population*

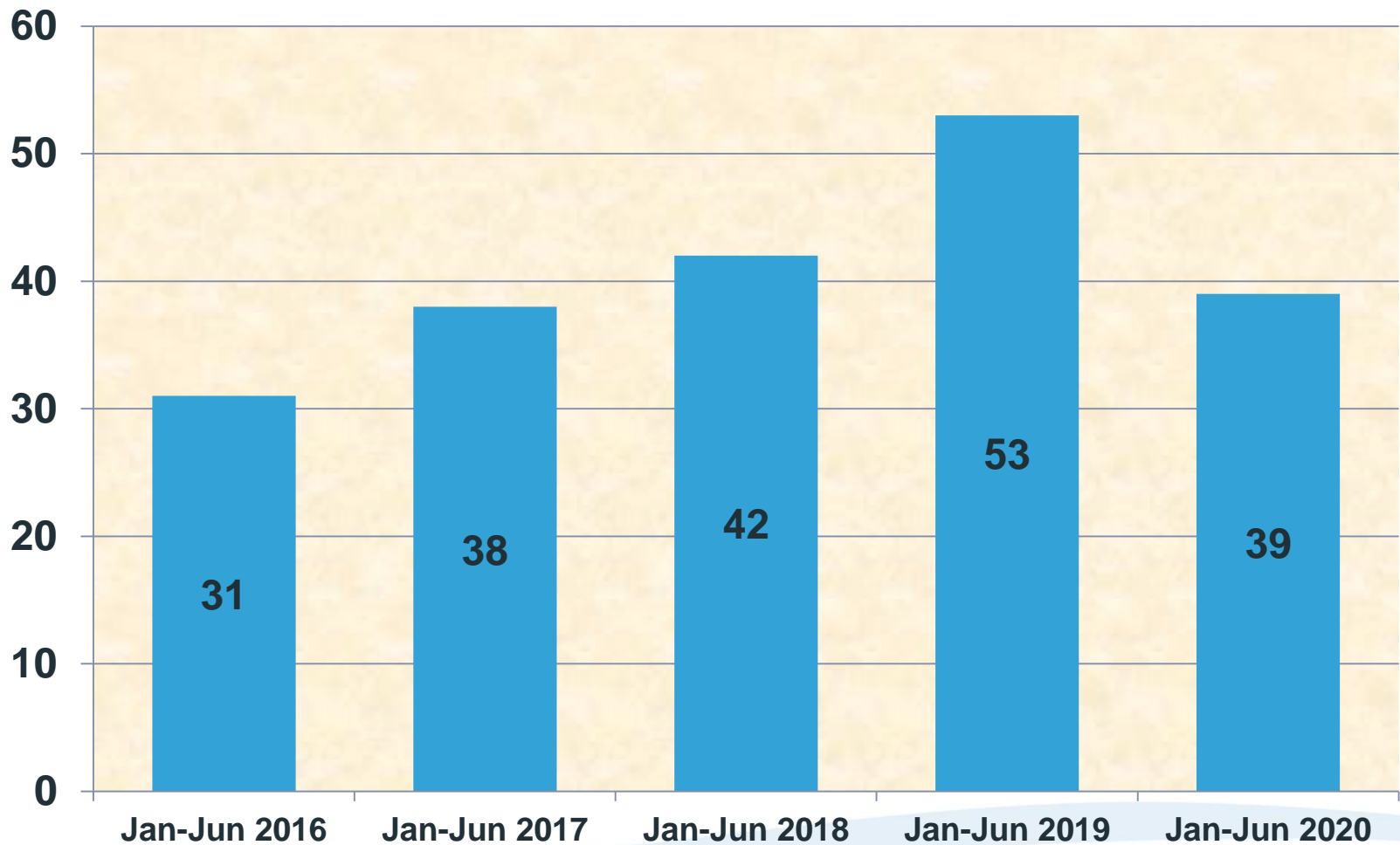


# Crime Data Involving Firearms

*Planning, Research & Analysis Unit*



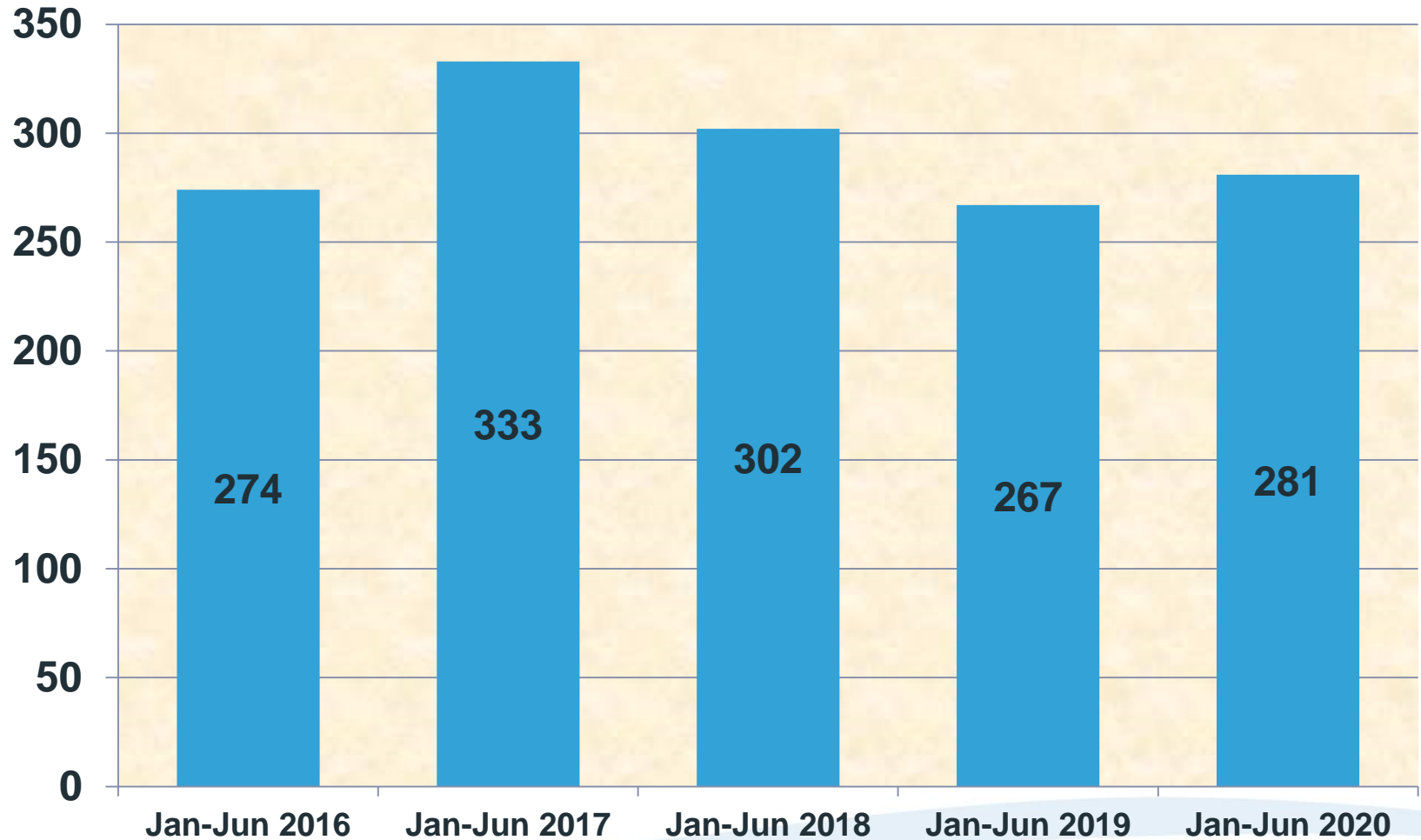
# Firearm Involved Agg. Assault Offenses: 5 Year Comparison: *Jan.-Jun.: 2016-2020*



*Unfound Incidents are not included.*



# Firearm Involved Weapon Law Violation Offenses: 5 Year Comparison: *Jan.-Jun.: 2016-2020*



*Unfound Incidents are not included.*

# City of Hampton

## Gunshot Injury Data (Year to Date)

*Jan. 1 – Aug. 6, 2019 vs. Jan. 1 – Aug. 6, 2020*

Injury Type	YTD 2019	YTD 2020	DIFF	% DIFF
Persons Deceased with Gunshot Injury	10	17	7	70.00%
Persons Injured from Gunshots (not deceased)	48	44	-4	-8.33%
<b>Total Persons with Gunshot Injuries</b>	<b>58</b>	<b>61</b>	<b>3</b>	<b>5.17%</b>
Race / Gender	YTD 2019	YTD 2020	DIFF	% DIFF
BLACK MALE	42	44	2	4.76%
WHITE MALE	3	1	-2	-66.67%
BLACK FEMALE	13	12	-1	-7.69%
WHITE FEMALE	0	2	2	N/C
ASIAN	0	1	1	N/C
HISPANIC MALE	0	1	1	N/C
HISPANIC FEMALE	0	0	0	0.00%
AMERICAN INDIAN	0	0	0	0.00%
UNKNOWN	0	0	0	0.00%
Victim Age Range	YTD 2019	YTD 2020	DIFF	% DIFF
ADULT	50	52	2	4.00%
JUVENILE	8	9	1	12.50%

*Data does not include Justifiable or Self Inflicted Gunshot Injuries*

*N/C = Not Calculable*

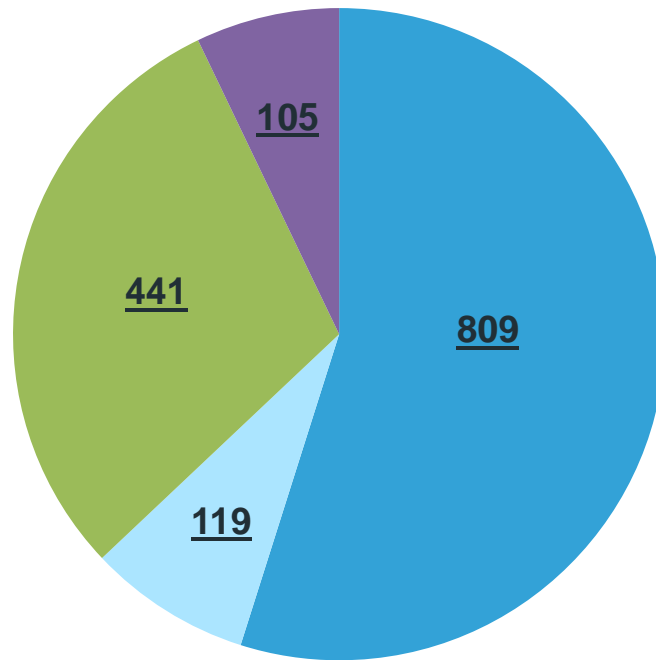
# Real Time Information Center



# Real Time Information Center

(Jan-Jul 2020 Snapshot)

## Requests for Information



■ Internal Statistical Reports - 809

■ External Statistical Reports - 119

■ FOIAs - 441

■ Requests to Identify - 105

# Real Time Information Center

(Jan-Jul 2020 Snapshot cont'd)

- RTIC CAMERAS/
- SURVEILLANCE
- 16 arrests resulting from video footage/ surveillance
- 266 virtual responses to Calls For Service.
- 36 self-initiated Calls For Service generated as a result of suspicious/criminal activity observed on camera.





# Activity & Information Update

## *Patrol Operations*



# Patrol Operations

- Technology
  - Lexis Nexis
  - Crime Analysis
  - RTIC
- Directed Patrols
- H.I.P. Team
- Bike Patrol
- Preliminary Investigations & Evidence management
- Investigative Collaboration
- Nuisance Abatement Team

# Crimes Against Persons Unit

## *Investigations*



# 2020 Homicides

- 17 Homicides year to date.
- Residence of Victims
  - 8 resided in Newport News
  - 6 resided in Hampton
  - 1 resided in Norfolk
  - 1 resided in Yorktown
  - 1 resided in Washington DC
    - Average age of victim 26
    - Youngest 17
    - Oldest 56

# 2020 Homicides

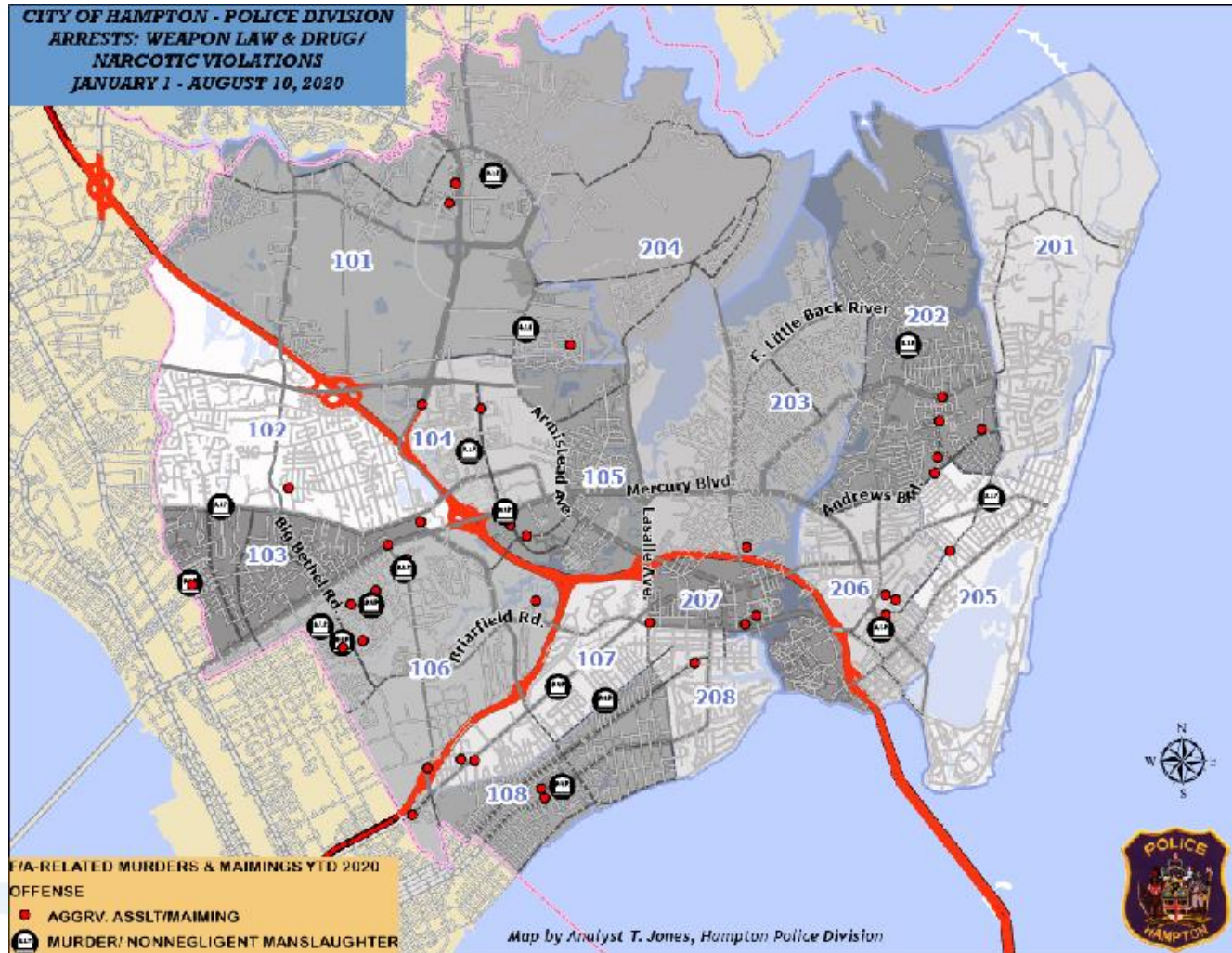
- Residence of known suspects
  - 7 reside in Hampton
  - 5 reside in Newport News
  - 1 resides in New Orleans, LA
    - Average age of suspect 26
    - Youngest suspect 16
    - Oldest suspect 45
- All homicides in 2020 has involved firearms
  - 11 handguns
  - 1 AK47
  - 1 shotgun
  - 4 unknown guns



# 2020 Homicides

- Location of offenses
  - 9 have been on the Wythe Sector South of W. Mercury Blvd
  - 5 have been on the Wythe Sector North of W. Mercury Blvd.
  
  - 5 in a house or yard
  - 4 in an apartment complex
  - 4 in the roadway
  - 3 at a business or parking lot of business
  - 1 in a vehicle at a school
  
- 10 have gang ties
- 4 have drug ties

# Firearm Involved Murder & Aggravated Assault Offenses January 1 – August 10, 2020



# Violent Crime & Gang Unit (VCGU)

## *Investigations*



# Violent Crime Gang Unit

## VCGU Overview:

- GANGS: Identify, locate, and charge individuals involved in illegal gang activity
- Investigate firearm related offenses that occur in the City of Hampton
- Provide support for Crimes Against Person Investigations
- Assist US Marshals and NNPD Fugitive Task Force in the apprehension of violent fugitives
- Assist Federal Law Enforcement Agencies and work with the City/Commonwealth Attorney's Offices with crimes that qualify for the RICO Act.

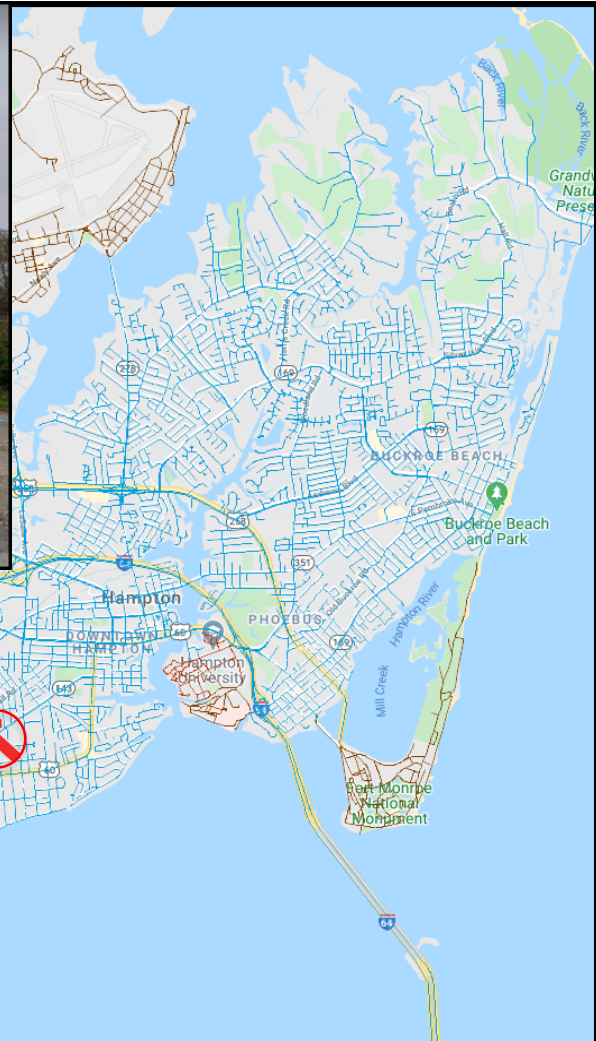
# Gang Activity

- Most gangs migrated from Newport News, VA
- The rivalry between the sets often ends in violence
- Gangs are involved in all manner of illegal activities: Homicide, Robbery, Burglary, Narcotic sale and distribution, Weapon offenses, Theft and many more



# Incident Case Example

## Roy's Quick Service: 2903 Shell Rd.





# Special Investigations Unit Project Safe Neighborhood



# Project Safe Neighborhood

- **Community-Based** to fit the specific violent crime problem in that community.
- **Targeted** the most violent offenders for enforcement action.
- **Comprehensive** – Directs United States Attorneys to marry enforcement efforts with prevention and reentry strategies to truly combat violent crime in a lasting way.

# Project Safe Neighborhood Grant

Hampton and Newport News Violent Crime and Gang Units have partnered together to receive a \$75,000 grant to address the violent crime trends in our two cities.

The money awarded will be used to train our officers on Investigative and Surveillance techniques, equipment to aid them with intelligence while conducting investigations, and surveillance.

This will increase their capacity to identify criminals and document their activity while building stronger cases to ensure successful prosecution.

# HIDTA

## High Intensity Drug Trafficking Area



# Mission of HIDTA

- Disrupt market for illegal drugs by dismantling drug trafficking and money laundering organizations
- Provide treatment resources
- Develop Drug Prevention Programs that will save lives, strengthen communities and families in our region.

# Drug Trafficking Organizations

## Operation Cookout indictment charges 39 defendants in heroin and fentanyl trafficking conspiracy

September 10, 2019


121 0



NEWPORT NEWS, Virginia – Over 120 law enforcement officers from 30 law enforcement agencies in Virginia, North Carolina and Texas executed a major arrest operation days before the labour day weekend over the last three days, resulting in 35 of defendants being arrested for their respective roles in a conspiracy to distribute and possess with intent to distribute large amounts of heroin, fentanyl, cocaine, and cocaine base in Hampton Roads.



# HIDTA Prevention Efforts



# Violent Crime Review Commission



# Violent Crime Review Commission

- Joint Project with Johns Hopkins University, City of Hampton and Hampton Commonwealth's Attorney Office
- Goal is to collect, analyze and interpret violent crime data to identify patterns and root causes and make recommendations
- Establish Criminal Justice and Community Committees to review gun-related violent crime cases
- Project delayed due to COVID-19 with new dates August 2020 thru January 2023
- Quarterly updates will be made to Executive Committee where adjustments can be suggested and made with the project.